

14

# catalogo **generale**

CRZ64  
CERAMICA SENSIBILE ITALIANA



# Imitare la natura

è renderla  
raggiungibile...  
...capirne l'intimità per  
preservarla intatta



Imitating nature means making  
it accessible...  
...Understanding its intimacy to  
preserve it intact

Imiter la nature, c'est la mettre  
à portée de la main...  
... en comprendre l'intimité pour  
la garder telle quelle

# COLLECTIONS

La nostra fonte di ispirazione è la natura, inesauribile moltiplicatrice di progettualità capace di generare prodotti sensibili e di una qualità superiore, pensati e disegnati nel totale rispetto dell'ambiente che li circonda.

Andando a miscelare la creatività che la natura stessa ci ispira con la potenzialità della tecnologia digitale ci è possibile sviluppare prodotti con caratteristiche estetiche e funzionali capaci allo stesso tempo di salvaguardare emozionalità e matericità, permettendoci di dare vita a forme, colori, superfici e decori pensati per la progettazione di architetture e spazi contemporanei e allo stesso tempo sostenibili.



## “made in italy”




Our source of inspiration is nature, inexhaustible multiplier of planning abilities, able to generate sensitive products of superior quality, conceived and designed with the utmost respect for the surrounding environment. By combining the creativeness suggested by nature with the potentials of digital technology, we can develop products with aesthetic and functional characteristics that are able to safeguard emotionality and materiality, allowing us to give life to shapes, colours, surfaces and décors conceived for the planning of architectures and spaces that are both contemporary and sustainable.

Notre source d'inspiration est la nature, en mesure de multiplier les projets à l'infini pour engendrer des produits sensibles et de qualité supérieure, pensés et dessinés dans le plus grand respect de l'environnement. Si l'on combine la créativité que la nature nous inspire fréquemment avec la potentialité de la technologie numérique, il nous est possible de développer des produits ayant des caractéristiques esthétiques et fonctionnelles en mesure de préserver aussi bien le côté émotionnel que celui matériel en nous permettant de faire naître des formes, couleurs, surfaces et décorations conçues pour la conception d'architectures et d'espaces contemporains qui soient en même temps soutenables.

Unsere Inspirationsquelle ist die Natur, die Projekte in Hülle und Fülle bereit hält. Daraus entstehen sensible, hochwertige Produkte, deren Planung und Entwurf in völligem Einklang mit der Raumumgebung stehen. Aus der Verbindung der aus der Natur geschöpften Kreativität und der Potentialität digitaler Technik entwickeln wir Produkte mit ästhetischen und funktionellen Eigenschaften, die sowohl Emotionalität als auch Objektcharakter bewahren. Dies gibt uns die Möglichkeit, Formen, Farben, Oberflächen und Dekore ins Leben zu rufen, die für die Planung von gegenwärtiger, aber gleichzeitig nachhaltiger Architektur und Raumgestaltung gedacht sind.





## Affidabilità e Qualità

reliability quality  
fiabilite qualite

# INDICE / INDEX

## CEMENTI

- 010 CHANDRA
- 022 NICE
- 038 MAISON
- 052 PACA
- 064 HOME

## PIETRE

- 078 LINCOLN
- 092 COQUINA
- 102 ROCK
- 114 KEPA
- 126 LYON
- 138 DAHOAM
- 146 LO.RO

## CONTEMPORARY

- 158 DEVA
- 170 JUNGLE
- 174 ROMANTIC
- 180 KIRA

## LEGNI

- 190 FUJI
- 202 KAURI
- 214 VALENTINO
- 228 EDEN
- 240 AIKO
- 254 BOIS

010 CHANDRA



022 NICE



038 MAISON



052 PACA



064 HOME



CEMENTI


078 LINCOLN



092 COQUINA



102 ROCK



114 KEPA




126 LYON



PIETRE

138 DAHOAM



146 LO.RO



PIETRE

158 DEVA



170 JUNGLE



174 ROMANTIC



180 KIRA



CONTEMPORARY

190 FUJI



202 KAURI



214 VALENTINO



228 EDEN



240 AIKO



LEGNI

254 BOIS



LEGNI

# INDICE / INDEX A - Z

## GRES PORCELLANATO

PORCELAIN STONEWARE - GRÈS CÉRAMÉ - FEINSTEINZEUG

1.	p.240	AIKO
2.	p.254	BOIS
3.	p.010	CHANDRA
4.	p.092	COQUINA
5.	p.158	DEVA
6.	p.138	DAHOAM
7.	p.228	EDEN
8.	p.190	FUJI
9.	p.064	HOME
10.	p.170	JUNGLE
11.	p.202	KAURI
12.	p.114	KEPA
13.	p.180	KIRA
14.	p.078	LINCOLN
15.	p.126	LYON
16.	p.146	LO.RO
17.	p.038	MAISON
18.	p.022	NICE
19.	p.052	PACA
20.	p.102	ROCK
21.	p.174	ROMANTIC

MADE IN ITALY\*

CRZ64  
CERAMICA SENSIBILE ITALIANA



# CEMENTI

**010** CHANDRA

**022** NICE

**038** MAISON

**052** PACA

**064** HOME



# CHANDRA

GRES FINE PORCELLANATO COLORATO IN MASSA

COLORBODY FINE PORCELAIN STONEWARE

GRÈS CÉRAME FIN COLORÉ DANS LA MASSE

DURCHGEFÄRBTES FEINSTEINZEUG

## CARATTERISTICHE TECNICHE

Technical Features - Caracteristiques Techniques - Technische Eigenschaften



80,2x80,2 rett. - 32"x32"

60x60 rett. - 24"x24"

30x60 rett. - 12"x24"

45x45 - 18"x18"





CHANDRA BIANCO

**Bianco** 60x60 rett. - 24"x24"



CHANDRA AVORIO

**Avorio** 60x60 rett. - 24"x24"



**Avorio** 80,2x80,2 rett. - 32"x32"

CHANDRA GRIGIO



**Grigio** Grip 60x60 rett. - 24"x24"



CHANDRA CENERE



**Cenere** 60x60 rett. - 24"x24"



# CHANDRA



BIANCO



AVORIO



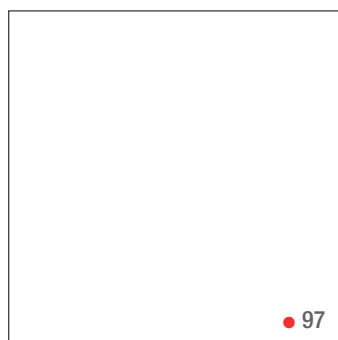
GRIGIO



CENERE

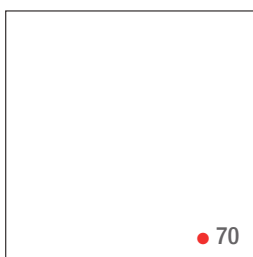
## FORMATI

SIZES / FORMATS / FORMATE



80,2x80,2 rett. - 32"x32"

2000295 AVORIO



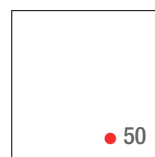
60x60 rett. - 24"x24"

2001112 AVORIO  
2001110 BIANCO  
2001118 CENERE  
2001114 GRIGIO - 2001124 GRIP



30x60 rett. - 12"x24"

2001102 AVORIO  
2001100 BIANCO  
2001108 CENERE  
2001104 GRIGIO



45x45 - 18"x18"

2001132 AVORIO  
2001130 BIANCO  
2001138 CENERE  
2001134 GRIGIO

### BATTISCOPA 8x45 - 3"x18"

(PZXBOX 30)

▲ 9

2001152 AVORIO  
2001150 BIANCO  
2001153 CENERE  
2001151 GRIGIO

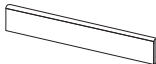


### BATTISCOPA 7,1x60 - 2.8"x24"

(PZXBOX 14)

▲ 14

2001141 AVORIO  
2001140 BIANCO  
2001144 CENERE  
2001142 GRIGIO



### BATTISCOPA 6X80,2 - 2.4"x32"

(PZXBOX 12)

▲ 18

2001141 AVORIO



## PEZZI SPECIALI

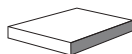
TRIMS / PIECES SPECIALES / FORMTEILE



(PZXBOX 4)

▲ 168

GRADONE 32,5x60x4 - 13"x24"x1.5"



(PZXBOX 2)

▲ 168

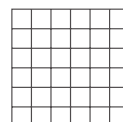
GRAD. ANGOLARE 32,5x32,5x4 - 13"x13"x1.5"

### MOSAICO CON TOZZETTO 30X30 - 12"x12"

(PZXBOX 11)

▲ 26



2001146 AVORIO  
2001145 BIANCO  
2001149 CENERE  
2001148 GRIGIO





## IMBALLI E PESI

PACKING AND WEIGHT - EMBALLAGES ET POIDS - VERPACKUNG UND GEWICHT

Articolo Item Reference Artikel	Formato Size Format Format	 Pz.xScat. PiecesxBox Stk.xKrt. Pcs / Bte	Mq.xScat. SqmxBox M <sup>2</sup> / Bte QmxKrt.	PesoxScat. WeightxBox Poids / Bte(kg) GewichtxKrt(kg)	 Scat.xPal. BoxesxPal. Bte / Pal. Krt.xPal.	Mq.xPal. SqmxPal. M <sup>2</sup> / Pal. QmxPal.	PesoxPal. WeightxPal. Poids / Pal.(kg) GewichtxPal.(kg)
CHANDRA	80,2x80,2 rett.	2	1,29	22,58	36	46,44	813
CHANDRA	60x60 rett.	4	1,44	25,20	32	46,08	806
CHANDRA	30x60 rett.	7	1,26	22,05	40	50,40	882
CHANDRA	45x45	8	1,62	26,24	48	77,76	1259,52



# NICE

GRES FINE PORCELLANATO COLORATO IN MASSA

COLORBODY FINE PORCELAIN STONEWARE

GRÈS CÉRAME FIN COLORÉ DANS LA MASSE

DURCHGEFÄRBTES FEINSTEINZEUG

## CARATTERISTICHE TECNICHE

Technical Features - Caracteristiques Techniques - Technische Eigenschaften



60x120 rett. - 24"x48"

80,2x80,2 rett. - 32"x32"

60x60 rett. lapp. - 24"x24"

60x60 rett. - 24"x24"

30x60 rett. - 12"x24"

45x45 - 18"x18"





NICE GRIGIO



Grigio 60x60 rett. - 24"x24" / 30x60 rett. - 12"x24"







**Grigio** 30x60 rett. - 12"x24"

**Grigio** 60x120 rett. - 24"x48"



**Grigio** Lapp 60x60 rett. - 24"x24"



NICE CENERE

**Cenere 60x120 rett. - 24"x48"**



**Cenere 60x60 rett. - 24"x24"**



Cenere lapp. 30x60 rett. - 12"x24"






**NICE ANTRACITE**



**Antracite** 60x60 rett. - 24"x24"



NICE BIANCO





**Bianco** 60x60 rett. - 24"x24"



**Bianco** lapp. 60x60 rett. - 24"x24"



# NICE



ANTRACITE



CENERE




GRIGIO



BIANCO

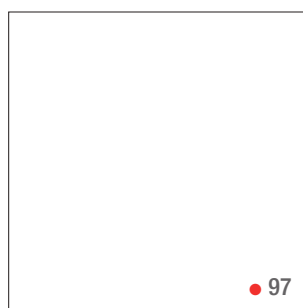
## FORMATI

SIZES / FORMATS / FORMATE



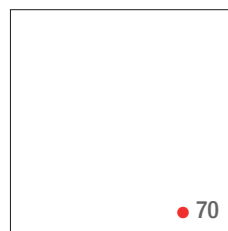
60x120 rett. - 24"x48"

2107606 GRIGIO  
2107602 CENERE  
2107604 BIANCO




80,2x80,2 rett. - 32"x32"

2149528 GRIGIO  
2149529 CENERE  
2138217 BIANCO



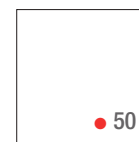
60x60 rett. - 24"x24"

2144745 GRIGIO - 2149534 GRIP  
2144746 CENERE - 2149535 GRIP  
2144747 ANTRACITE - 2149536 GRIP  
2138904 BIANCO



30x60 rett. - 12"x24"

2144749 GRIGIO  
2144750 CENERE  
2144751 ANTRACITE  
2138905 BIANCO



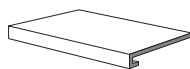
45x45 - 18"x18"

2118403 GRIGIO  
2118404 CENERE  
2118467 ANTRACITE  
2138906 BIANCO

2000084 GRIGIO LAPP. ● 82  
2000082 CENERE LAPP.  
2000080 BIANCO LAPP.  
2000078 ANTRACITE LAPP.

## PEZZI SPECIALI

TRIMS / PIECES SPECIALES / FORMTEILE



(PZXBOX 4)

▲ 168

GRADONE 32,5x60x4 - 13"x24"x1.5"



(PZXBOX 2)


▲ 168

GRAD. ANGOLARE 32,5x32,5x4 - 13"x13"x1.5"

MOSAICO CON TOZZETTO 30x30 - 12"x12"  
(PZXBOX 11)

▲ 26

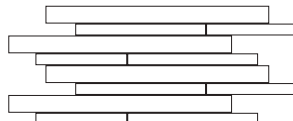
2144769 GRIGIO  
2144770 CENERE  
2070643 BIANCO  
2144772 ANTRACITE



MOSAICO A MURETTO 30x60 - 12"x24"  
(PZXBOX 6)

▲ 46

2117031 GRIGIO  
2117032 CENERE  
2070645 BIANCO  
2117033 ANTRACITE



BATTISCOPA 7,1x60 - 2.8"x24"  
(PZXBOX 14)

▲ 14

2144753 GRIGIO  
2144754 CENERE  
2144755 ANTRACITE  
2138222 BIANCO



BATTISCOPA 8x45 - 3"x18"  
(PZXBOX 30)

▲ 9

2118563 GRIGIO  
2118564 CENERE  
2118565 ANTRACITE  
2138223 BIANCO



BATTISCOPA 6x80,2 - 2.4"x32"  
(PZXBOX 12)

▲ 18

2149546 GRIGIO  
2149547 CENERE  
2138219 BIANCO



## DECORI

DECORS - DECORS - DEKORE



▲ 52

0084420 DEC. GRIGIO 30x60 rett. - 12"x24"



(PZXBOX 4)

▲ 52

0084421 DEC. CENERE 30x60 rett. - 12"x24"



▲ 52

0084422 DEC. ANTRACITE 30x60 rett. - 12"x24"





▲ 52

0084423 DEC. BIANCO 30x60 rett. - 12"x24"

## IMBALLI E PESI

PACKING AND WEIGHT - EMBALLAGES ET POIDS - VERPACKUNG UND GEWICHT

Articolo Item Reference Artikel	Formato Size Format Format	 Pz.xScat. PiecesxBox Stk.xKrt. Pcs / Bte	Mq.xScat. SqmxBox M <sup>2</sup> / Bte QmxKrt.	PesoxScat. WeightxBox Poids / Bte(kg) GewichtxKrt(kg)	 Scat.xPal. BoxesxPal. Bte / Pal. Krt.xPal.	Mq.xPal. SqmxPal. M <sup>2</sup> / Pal. QmxPal.	PesoxPal. WeightxPal. Poids / Pal.(kg) GewichtxPal.(kg)
NICE	60x120 rett.	2	1,44	26,35	36	51,84	949
NICE	80,2x80,2 rett.	2	1,29	22,58	42	54,18	948
NICE	60x60 rett.	4	1,44	26,73	32	46,08	855
NICE	30x60 rett.	7	1,26	22,68	40	50,40	907
NICE	45x45	8	1,62	25,27	48	77,76	1213



# MAISON

GRES FINE PORCELLANATO COLORATO IN MASSA

COLORBODY FINE PORCELAIN STONEWARE

GRÈS CÉRAME FIN COLORÉ DANS LA MASSE

DURCHGEFÄRBTES FEINSTEINZEUG

## CARATTERISTICHE TECNICHE

Technical Features - Caracteristiques Techniques - Technische Eigenschaften




---

**60x60** rett. - 24"x24"

**30x60** rett. - 12"x24"

**45x45** - 18"x18"





MAISON AVORIO



**Avorio** 60x60 rett. - 24"x24"



**Avorio** 60x60 rett. - 24"x24"

MAISON GRIGIO





**Grigio** 30x60 rett. - 12"x24"



**Grigio** 60x60 rett. - 24"x24"



**Grigio** 60x60 rett. - 24"x24"





MAISON CENERE


**Cenere** 60x60 rett. - 24"x24"



**Cenere** 60x60 rett. - 24"x24"



**MAISON ANTRACITE**





**Antracite** 60x60 rett. - 24"x24"



# MAISON



CENERE



GRIGIO



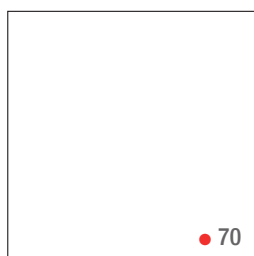
ANTRACITE



AVORIO


## FORMATI

SIZES / FORMATS / FORMATE



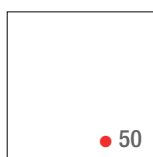
60x60 rett. - 24"x24"

2000470 AVORIO  
2000471 GRIGIO  
2000472 CENERE  
2000473 ANTRACITE



30x60 rett. - 12"x24"

2000482 AVORIO  
2000483 GRIGIO  
2000485 CENERE  
2016613 ANTRACITE



45x45 - 18"x18"


2016627 CENERE  
2016623 ANTRACITE

### MOSAICO CON TOZZETTO 30x30 - 12"x12"

(PZXBOX 11)

▲ 26

2108086 AVORIO  
2108085 CENERE  
2108088 GRIGIO  
2108084 ANTRACITE

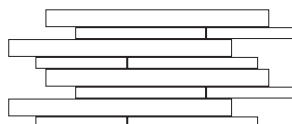


### MOSAICO A MURETTO 30x60 - 12"x24"

(PZXBOX 6)

▲ 46

2108091 AVORIO  
2108090 CENERE  
2108093 GRIGIO  
2108089 ANTRACITE



### BATTISCOPA 7,1x60 - 2.8"x24"

(PZXBOX 14)

▲ 14

2016644 AVORIO  
2016645 CENERE  
2016646 GRIGIO  
2016643 ANTRACITE



### BATTISCOPA 8x45 - 3"x18"

(PZXBOX 30)

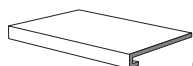
▲ 9

2016649 CENERE  
2016648 ANTRACITE



## PEZZI SPECIALI

TRIMS / PIECES SPECIALES / FORMTEILE



(PZXBOX 4)

▲ 168

GRADONE 32,5x60x4 - 13"x24"x1.5"

DX/SX



(PZXBOX 2)



▲ 168

GRAD. ANGOLARE 32,5x32,5x4 - 13"x13"x1.5"



## IMBALLI E PESI

PACKING AND WEIGHT - EMBALLAGES ET POIDS - VERPACKUNG UND GEWICHT

Articolo Item Reference Artikel	Formato Size Format Format	 Pz.xScat. PiecesxBox Stk.xKrt. Pcs / Bte	Mq.xScat. SqmxBox M <sup>2</sup> / Bte QmxKrt.	PesoxScat. WeightxBox Poids / Bte(kg) GewichtxKrt(kg)	 Scat.xPal. BoxesxPal. Bte / Pal. Krt.xPal.	Mq.xPal. SqmxPal. M <sup>2</sup> / Pal. QmxPal.	PesoxPal. WeightxPal. Poids / Pal.(kg) GewichtxPal.(kg)
MAISON	60x60 rett.	4	1,44	25,20	32	46,08	806
MAISON	30x60 rett.	7	1,26	22,05	40	50,40	882
MAISON	45x45	8	1,62	25,27	48	77,76	1213



# PACA

GRES FINE PORCELLANATO COLORATO IN MASSA

COLORBODY FINE PORCELAIN STONEWARE

GRÈS CÉRAME FIN COLORÉ DANS LA MASSE

DURCHGEFÄRBTES FEINSTEINZEUG

## CARATTERISTICHE TECNICHE


Technical Features - Caracteristiques Techniques - Technische Eigenschaften



**60x60** rett. - 24"x24"


**60x60** Grip • Avorio • Cenere • Grigio - 24"x24"

**30x60** rett. - 12"x24"





**PACA AVORIO**







**Avorio** 60x60 rett. - 24" x24"

**PACA BIANCO**





**Bianco** 60x60 rett. - 24"x24"



PACA CENERE





Cenere 60x60 rett. - 24"x24"





**Avorio** 60x60 rett. - 24"x24"



# PACA



AVORIO



BIANCO



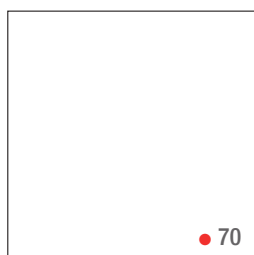
CENERE



GRIGIO

## FORMATI

SIZES / FORMATS / FORMATE



60x60 rett. - 24"x24"

2001751 PACA Avorio rett.  
2001750 PACA Bianco rett.  
2001753 PACA Cenere rett.  
2001752 PACA Grigio rett.

2001758 PACA Avorio GRIP rett.  
2001760 PACA Cenere GRIP rett.  
2001759 PACA Grigio GRIP rett.




30x60 rett. - 12"x24"

2001765 PACA Avorio rett.  
2001764 PACA Bianco rett.  
2001767 PACA Cenere rett.  
2001766 PACA Grigio rett.

MOSAICO CON TOZZETTO 30X30 - 12"x12"  
(PZXBOX 11)

▲ 26

2001777 30 X 30 MOSAICO PACA 5 X 5 AVORIO  
2001776 30 X 30 MOSAICO PACA 5 X 5 BIANCO  
2001779 30 X 30 MOSAICO PACA 5 X 5 CENERE  
2001778 30 X 30 MOSAICO PACA 5 X 5 GRIGIO



BATTISCOPA 7,1x60 - 2.8"x24"  
(PZXBOX 14)

▲ 14







2001773 7,1 X 60 PACA BATTISCOPA AVORIO  
2001772 7,1 X 60 PACA BATTISCOPA BIANCO  
2001775 7,1 X 60 PACA BATTISCOPA CENERE  
2001774 7,1 X 60 PACA BATTISCOPA GRIGIO





## IMBALLI E PESI

PACKING AND WEIGHT - EMBALLAGES ET POIDS - VERPACKUNG UND GEWICHT

Articolo Item Reference Artikel	Formato Size Format Format	 Pz.xScat. PiecesxBox Stk.xKrt. Pcs / Bte	 Mq.xScat. SqmxBox M <sup>2</sup> / Bte QmxKrt.	 PesoxScat. WeightxBox Poids / Bte(kg) GewichtxKrt(kg)	 Scat.xPal. BoxesxPal. Bte / Pal. Krt.xPal.	 Mq.xPal. SqmxPal. M <sup>2</sup> / Pal. QmxPal.	 PesoxPal. WeightxPal. Poids / Pal.(kg) GewichtxPal.(kg)
PACA	60x60 rett.	4	1,44	25,2	32	46,08	806
PACA	30x60 rett.	7	1,26	22,05	40	50,4	882





# HOME

GRES FINE PORCELLANATO COLORATO IN MASSA

COLORBODY FINE PORCELAIN STONEWARE

GRÈS CÉRAME FIN COLORÉ DANS LA MASSE

DURCHGEFÄRBTES FEINSTEINZEUG

## CARATTERISTICHE TECNICHE

Technical Features - Caracteristiques Techniques - Technische Eigenschaften



---

**60x119,8** rett. - 24"x48"

**60x60** rett. - 24"x24"

**30x60** rett. - 12"x24"




**HOME AVORIO**



**Avorio** 60x119,8 rett. - 24"x48"



**HOME BIANCO**





**Bianco** 30x60 rett. 12"x24" e 60x60 rett. - 24"x24"

**HOME GRIGIO**



Grigio 60x60 rett. - 24"x24"





**Bianco** 30x60 rett. 12"x24" e 60x60 rett. - 24"x24"



# HOME



AVORIO



BIANCO



GRIGIO

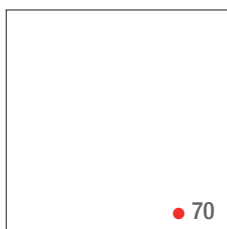
## FORMATI

SIZES / FORMATS / FORMATE



60x 119,8 rett. - 24"x48"

2000862 AVORIO rett.  
2000863 BIANCO rett.  
2000861 GRIGIO rett.



60x60 rett. - 24"x24"

2000840 AVORIO rett.  
2000841 BIANCO rett.  
2000839 GRIGIO rett.




30x60 rett. - 12"x24"

2000854 AVORIO rett.  
2000855 BIANCO rett.  
2000853 GRIGIO rett.

MOSAICO CON TOZZETTO 30X30 - 12"x12"  
(PZXBOX 11)

▲ 26

2000874 30 X 30 MOSAICO HOME 5 X 5 AVORIO  
2000875 30 X 30 MOSAICO HOME 5 X 5 BIANCO  
2000873 30 X 30 MOSAICO HOME 5 X 5 GRIGIO



BATTISCOPA 7,1x60 - 2.8"x24"  
(PZXBOX 14)

▲ 14



2000870 7,1 X 60 HOME BATTISCOPA AVORIO  
2000871 7,1 X 60 HOME BATTISCOPA BIANCO  
2000869 7,1 X 60 HOME BATTISCOPA GRIGIO





## IMBALLI E PESI

PACKING AND WEIGHT - EMBALLAGES ET POIDS - VERPACKUNG UND GEWICHT

Articolo Item Reference Artikel	Formato Size Format Format	 Pz.xScat. PiecesxBox Stk.xKrt. Pcs / Bte	Mq.xScat. SqmxBox M <sup>2</sup> / Bte QmxKrt.	PesoxScat. WeightxBox Poids / Bte(kg) GewichtxKrt(kg)	 Scat.xPal. BoxesxPal. Bte / Pal. Krt.xPal.	Mq.xPal. SqmxPal. M <sup>2</sup> / Pal. QmxPal.	PesoxPal. WeightxPal. Poids / Pal.(kg) GewichtxPal.(kg)
HOME	60x119,8 rett.	2	1,44	26,35	36	1,84	948
HOME	60x60 rett.	4	1,44	25,20	32	46,08	806
HOME	30x60 rett.	7	1,26	22,05	40	50,40	882





# PIETRE

- 078 LINCOLN
- 092 COQUINA
- 102 ROCK
- 114 KEPA
- 126 LYON
- 138 DAHOAM
- 146 LO.RO



# LINCOLN

GRES FINE PORCELLANATO COLORATO IN MASSA

COLORBODY FINE PORCELAIN STONEWARE

GRÈS CÉRAME FIN COLORÉ DANS LA MASSE

DURCHGEFÄRBTES FEINSTEINZEUG

## CARATTERISTICHE TECNICHE

Technical Features - Caracteristiques Techniques - Technische Eigenschaften



**60x60** rett. - 24"x24"

**30x60** rett. - 12"x24"

**30x30** rett. - 12"x12"





LINCOLN GREY





Grey Grip 60x60 rett. - 24"x24"



Grey 60x60 rett. - 24"x24"



Grey 60x60 Rett. - 24" x24" / 30x60 Rett. - 12" x24" / 30x30 Rett. - 12" x12"







LINCOLN IVORY

Ivory 60x60 rett. - 24"x24"



Ivory 60x60 Rett. - 24"x24" / 30x60 Rett. - 12"x24" / 30x30 Rett. - 12"x12"

LINCOLN CARAMEL



Caramel 60x60 Rett. - 24"x24" / 30x60 Rett. - 12"x24" / 30x30 Rett. - 12"x12"



Caramel 60x60 rett. - 24"x24"



LINCOLN IRON

**Iron** 60x60 Rett. - 24"x24" / 30x60 Rett. - 12"x24" / 30x30 Rett. - 12"x12"



**Iron** 60x60 rett. - 24"x24"

# LINCOLN



CARAMEL



IVORY



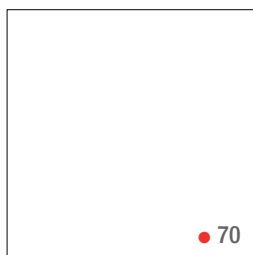
IRON



GREY


## FORMATI

SIZES / FORMATS / FORMATE



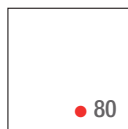
60x60 rett. - 24"x24"

2001689 CARAMEL  
2001693 GREY  
2001691 IRON  
2001695 IVORY



30x60 rett. - 12"x24"

2001673 CARAMEL  
2001677 GREY  
2001675 IRON  
2001679 IVORY




30x30 rett. - 12"x12"

2001665 CARAMEL  
2001669 GREY  
2001667 IRON  
2001671 IVORY

MOSAICO CON TOZZETTO 30X30 - 12"x12"  
(PZXBOX 11)

▲ 26

2001701 CARAMEL  
2001704 GREY  
2001702 IRON  
2001703 IVORY



BATTISCOPA 7,1x60 - 2.8"x24"  
(PZXBOX 14)

▲ 14

2001697 CARAMEL  
2001699 GREY  
2001698 IRON  
2001700 IVORY



## PEZZI SPECIALI

TRIMS / PIECES SPECIALES / FORMTEILE



(PZXBOX 4)

▲ 168

GRADONE 32,5x60x4 - 13"x24"x1.5"

DX/SX



(PZXBOX 2)



▲ 168

GRAD. ANGOLARE 32,5x32,5x4 - 13"x13"x1.5"



## IMBALLI E PESI

PACKING AND WEIGHT - EMBALLAGES ET POIDS - VERPACKUNG UND GEWICHT

Articolo Item Reference Artikel	Formato Size Format Format	 Pz.xScat. PiecesxBox Stk.xKrt. Pcs / Bte	Mq.xScat. SqmxBox M <sup>2</sup> / Bte QmxKrt.	PesoxScat. WeightxBox Poids / Bte(kg) GewichtxKrt(kg)	 Scat.xPal. BoxesxPal. Bte / Pal. Krt.xPal.	Mq.xPal. SqmxPal. M <sup>2</sup> / Pal. QmxPal.	PesoxPal. WeightxPal. Poids / Pal.(kg) GewichtxPal.(kg)
LINCOLN	60x60 rett.	4	1,44	25,20	32	46,08	806
LINCOLN	30x60 rett.	7	1,26	22,05	40	50,40	882
LINCOLN	30x30 rett.	12	1,08	18,90	40	43,20	756





# COQUINA

GRES FINE PORCELLANATO COLORATO IN MASSA

COLORBODY FINE PORCELAIN STONEWARE

GRÈS CÉRAME FIN COLORÉ DANS LA MASSE

DURCHGEFÄRBTES FEINSTEINZEUG

## CARATTERISTICHE TECNICHE

Technical Features - Caracteristiques Techniques - Technische Eigenschaften



---

**60x120** rett. NAT - 24"x48"


**80x80** rett. NAT - 32"x32"

**60x120** rett. GRIP - 24"x48"

**80x80** rett. GRIP - 32"x32"



**COQUINA LIMESTONE OFF-WHITE**







**COQUINA** off-white 80x80 rett. grip - 32"x32"





COQUINA 80x80 - 32"x32"





**COQUINA** off-white 60x120 - 24"x48"






**COQUINA** off-white 60x120 Rett. nat e grip - 24"x48"




# COQUINA



LIMESTONE OFF-WHITE

## FORMATI


SIZES / FORMATS / FORMATE



- 114 GRIP
- 114 NAT

60x120 RETT. - 24"x48"

2000732 COQUINA LIM.OFF-WHITE R. GRIP  
2000730 COQUINA LIM.OFF-WHITE R. NAT.



- 97 GRIP
- 97 NAT

80x80 RETT. - 32"x32"

2000736 COQUINA LIM.OFF-WHITE R. GRIP  
2000734 COQUINA LIM.OFF-WHITE R. NAT.

BATTISCOPA 6x60 - 2.4"x24"  
(PZXBOX 14)

▲ 14



2000627 LIM.OFF-WHITE

BATTISCOPA 6x80 - 2.4"x32"  
(PZXBOX 12)

▲ 18



2000628 LIM.OFF-WHITE

## PEZZI SPECIALI

TRIMS / PIECES SPECIALES / FORMTEILE



(PZXBOX 4)

▲ 168

GRADONE 32,5x60x4 - 13"x24"x1.5"

DX/SX



(PZXBOX 2)



▲ 168


GRAD. ANGOLARE 32,5x32,5x4 - 13"x13"x1.5"



## IMBALLI E PESI

PACKING AND WEIGHT - EMBALLAGES ET POIDS - VERPACKUNG UND GEWICHT

Articolo Item Reference Artikel	Formato Size Format Format	 Pz.xScat. PiecesxBox Stk.xKrt. Pcs / Bte	Mq.xScat. SqmxBox M <sup>2</sup> / Bte QmxKrt.	PesoxScat. WeightxBox Poids / Bte(kg) GewichtxKrt(kg)	 Scat.xPal. BoxesxPal. Bte / Pal. Krt.xPal.	Mq.xPal. SqmxPal. M <sup>2</sup> / Pal. QmxPal.	PesoxPal. WeightxPal. Poids / Pal.(kg) GewichtxPal.(kg)
COQUINA NAT	60x120 rett.	2	1,44	26,35	36	51,84	949
COQUINA GRIP	60x120 rett.	2	1,44	26,35	36	51,84	949
COQUINA NAT	80,2x80,2 rett.	2	1,29	22,58	36	46,44	813
COQUINA GRIP	80,2x80,2 rett.	2	1,29	22,58	36	46,44	813



# ROCK

GRES FINE PORCELLANATO COLORATO IN MASSA

COLORBODY FINE PORCELAIN STONEWARE

GRÈS CÉRAME FIN COLORÉ DANS LA MASSE

DURCHGEFÄRBTES FEINSTEINZEUG

## CARATTERISTICHE TECNICHE

Technical Features - Caracteristiques Techniques - Technische Eigenschaften




60x120 rett. - 24"x48"

60x60 rett. - 24"x24"


60x60 rett. grip - 24"x24"

30x60 rett. - 12"x24"






**ROCK ANTRACITE**



Antracite 60x120 rett. - 24"x48"



Antracite 60x120 rett. - 24"x48"





# ROCK SABBIA




**Sabbia** 60x120 rett. - 24"x48"



**Sabbia** 60x120 rett. - 24"x48"



**ROCK BIANCO**




**Bianco** 60x60 rett. - 24"x24" / 30x60 rett. - 12"x24"



**Bianco** 60x60 rett. - 24"x24"



ROCK GRIGIO



**Grigio** 60x60 rett. grip - 24"x24"



**Grigio** 60x120 rett. grigio - 24"x24"






# ROCK



ANTRACITE



SABBIA




BIANCO



GRIGIO

## FORMATI

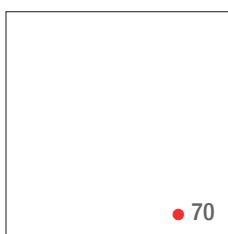
SIZES / FORMATS / FORMATE



● 114

60x120 rett. - 24"x48"

2001178 60X120 ROCK ANTRACITE RETT  
2001181 60X120 ROCK BIANCO RETT  
2001179 60X120 ROCK GRIGIO RETT  
2001180 60X120 ROCK SABBIA RETT



● 70

60x60 rett. - 24"x24"  
60x60 rett. grip - 24"x24"

2001164 60X60 ROCK ANTRACITE GRIP RETT  
2001156 60X60 ROCK ANTRACITE RETT  
2001159 60X60 ROCK BIANCO RETT  
2001165 60X60 ROCK GRIGIO GRIP RETT  
2001157 60X60 ROCK GRIGIO RETT  
2001166 60X60 ROCK SABBIA GRIP RETT  
2001158 60X60 ROCK SABBIA RETT



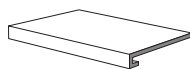
● 70

30x60 rett. - 12"x24"

2001170 30X60 ROCK ANTRACITE RETT  
2001173 30X60 ROCK BIANCO RETT  
2001171 30X60 ROCK GRIGIO RETT  
2001172 30X60 ROCK SABBIA RETT

## PEZZI SPECIALI

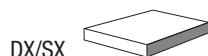
TRIMS / PIECES SPECIALES / FORMTEILE



(PZXBOX 4)

▲ 168

GRADONE 32,5x60x4 - 13"x24"x1.5"



(PZXBOX 2)

▲ 168

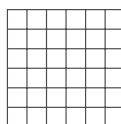
GRAD. ANGOLARE 32,5x32,5x4 - 13"x13"x1.5"

### MOSAICO CON TOZZETTO 30x30 - 12"x12"

(PZXBOX 11)

▲ 26

- 2001190 30X30 MOSAICO 5X5 ROCK ANTRACITE
- 2001193 30X30 MOSAICO 5X5 ROCK BIANCO
- 2001191 30X30 MOSAICO 5X5 ROCK GRIGIO
- 2001192 30X30 MOSAICO 5X5 ROCK SABBIA

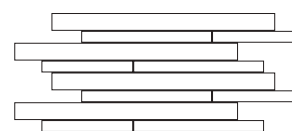


### MOSAICO A MURETTO 30x60 - 12"x24"

(PZXBOX 6)

▲ 46

- 2001783 ANTRACITE
- 2001780 BIANCO
- 2001782 GRIGIO
- 2001781 SABBIA



### BATTISCOPA 7,1x60 - 2.8"x24"

(PZXBOX 14)



▲ 14

- 2001186 7,1X60 ROCK BATTISCOPA ANTRACITE
- 2001189 7,1X60 ROCK BATTISCOPA BIANCO
- 2001187 7,1X60 ROCK BATTISCOPA GRIGIO
- 2001188 7,1X60 ROCK BATTISCOPA SABBIA



## IMBALLI E PESI

PACKING AND WEIGHT - EMBALLAGES ET POIDS - VERPACKUNG UND GEWICHT

Articolo Item Reference Artikel	Formato Size Format Format	 Pz.xScat. PiecesxBox Stk.xKrt. Pcs / Bte	Mq.xScat. SqmxBox M <sup>2</sup> / Bte QmxKrt.	PesoxScat. WeightxBox Poids / Bte(kg) GewichtxKrt(kg)	 Scat.xPal. BoxesxPal. Bte / Pal. Krt.xPal.	Mq.xPal. SqmxPal. M <sup>2</sup> / Pal. QmxPal.	PesoxPal. WeightxPal. Poids / Pal.(kg) GewichtxPal.(kg)
ROCK	60x120 rett.	2	1,44	26,35	36	51,84	949
ROCK	60x60 rett.	4	1,44	26,73	32	46,08	855
ROCK	30x60 rett.	7	1,26	22,68	40	50,40	907



# KEPA

GRES FINE PORCELLANATO COLORATO IN MASSA

COLORBODY FINE PORCELAIN STONEWARE

GRÈS CÉRAME FIN COLORÉ DANS LA MASSE

DURCHGEFÄRBTES FEINSTEINZEUG

## CARATTERISTICHE TECNICHE


Technical Features - Caractéristiques Techniques - Technische Eigenschaften



**60x60** rett. - 24"x24"


**60x60** Grip Grigio e Sabbia - 24"x24"

**30x60** rett. - 12"x24"





**KEPA SABBIA**






Sabbia 60x60 rett. - 24"x24"



**KEPA GRIGIO**





**Grigio** 60x60 rett. - 24"x24"





**KEPA BIANCO**



**Bianco** 60x60 rett. - 24"x24"










# KEPA



BIANCO



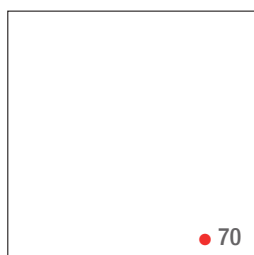
GRIGIO



SABBIA

## FORMATI

SIZES / FORMATS / FORMATE



60x60 rett. - 24"x24"

2001724 KEPA Bianco rett.  
2001722 KEPA Grigio rett.  
2001723 KEPA Sabbia rett.

2001728 KEPA Grigio GRIP rett.  
2001729 KEPA Sabbia GRIP rett.




30x60 rett. - 12"x24"

2001734 KEPA Bianco rett.  
2001732 KEPA Grigio rett.  
2001733 KEPA Sabbia rett.

**MOSAICO CON TOZZETTO 30X30 - 12"x12"**  
(PZXBOX 11)

▲ 26

2001749 30 X 30 MOSAICO KEPA 5 X 5 BIANCO  
2001747 30 X 30 MOSAICO KEPA 5 X 5 GRIGIO  
2001748 30 X 30 MOSAICO KEPA 5 X 5 SABBIA



**BATTISCOPA 7,1x60 - 2.8"x24"**  
(PZXBOX 14)

▲ 14



2001746 7,1 X 60 KEPA BATTISCOPA BIANCO  
2001744 7,1 X 60 KEPA BATTISCOPA GRIGIO  
2001745 7,1 X 60 KEPA BATTISCOPA SABBIA





## IMBALLI E PESI

PACKING AND WEIGHT - EMBALLAGES ET POIDS - VERPACKUNG UND GEWICHT

Articolo Item Reference Artikel	Formato Size Format Format	 Pz.xScat. PiecesxBox Stk.xKrt. Pcs / Bte	Mq.xScat. SqmxBox M <sup>2</sup> / Bte QmxKrt.	PesoxScat. WeightxBox Poids / Bte(kg) GewichtxKrt(kg)	 Scat.xPal. BoxesxPal. Bte / Pal. Krt.xPal.	Mq.xPal. SqmxPal. M <sup>2</sup> / Pal. QmxPal.	PesoxPal. WeightxPal. Poids / Pal.(kg) GewichtxPal.(kg)
KEPA	60x60 rett.	4	1,44	25,2	32	46,08	806
KEPA	30x60 rett.	7	1,26	22,05	40	50,4	882



INDOOR  
OUTDOOR

# LYON

GRES FINE PORCELLANATO COLORATO IN MASSA

COLORBODY FINE PORCELAIN STONEWARE

GRÈS CÉRAME FIN COLORÉ DANS LA MASSE

DURCHGEFÄRBTES FEINSTEINZEUG


## CARATTERISTICHE TECNICHE

Technical Features - Caracteristiques Techniques - Technische Eigenschaften



---

25x25 rett. - 9,8" x9,8"





LYON BEIGE





**Beige** 25x25 rett.

LYON COTTO







Cotto 25x25 rett.



LYON GRIGIO





**Grigio** 25x25 rett.









# LYON



BEIGE



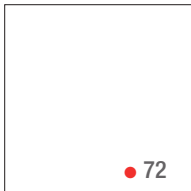
COTTO



GRIGIO

## FORMATI

SIZES / FORMATS / FORMATE





25 x 25 rett. - 9,8" x9,8"

2015500 25X25 LYON BEIGE  
 2015502 25X25 LYON COTTO  
 2015501 25X25 LYON GRIGIO

## IMBALLI E PESI

PACKING AND WEIGHT - EMBALLAGES ET POIDS - VERPACKUNG UND GEWICHT

Articolo Item Reference Artikel	Formato Size Format Format	 Pz.xScat. PiecesxBox Stk.xKrt. Pcs / Bte	Mq.xScat. SqmxBox M <sup>2</sup> / Bte QmxKrt.	PesoxScat. WeightxBox Poids / Bte(kg) GewichtxKrt(kg)	 Scat.xPal. BoxesxPal. Bte / Pal. Krt.xPal.	Mq.xPal. SqmxPal. M <sup>2</sup> / Pal. QmxPal.	PesoxPal. WeightxPal. Poids / Pal.(kg) GewichtxPal.(kg)
Lyon	25 x 25 rett.	20	1,25	21,7	54	67,5	1171





# DAHOAM

GRES FINE PORCELLANATO COLORATO IN MASSA

COLORBODY FINE PORCELAIN STONEWARE

GRÈS CÉRAME FIN COLORÉ DANS LA MASSE

DURCHGEFÄRBTES FEINSTEINZEUG

## CARATTERISTICHE TECNICHE

Technical Features - Caracteristiques Techniques - Technische Eigenschaften



**60x60** rett. - 24"x24"

**30x60** rett. - 12"x24"

**60x119,8** rett. - 24" x 48"

**40x60** rett. - 16" x24"

**20x60** rett. - 8" x24"





DAHOAM ODA





**Oda** 60x60 rett. - 24"x24"



DAHOAM SEPP




Sepp 60x60 rett. - 24"x24"






# DAHOAM



ODA



SEPP

## FORMATI

SIZES / FORMATS / FORMATE



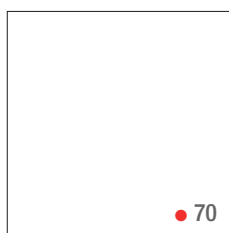
60x119,8 rett. - 24"x48"

2138900 60X119,8 DAHOAM ODA  
2138898 60X119,8 DAHOAM SEPP




30x60 rett. - 12"x24"

2138896 30X60 DAHOAM ODA  
2138894 30X60 DAHOAM SEPP



60x60 rett. - 24"x24"

2138892 60X60 DAHOAM ODA  
2138890 60X60 DAHOAM SEPP



40x60 rett. - 16"x24"

2000747 40X60 DAHOAM ODA  
2000746 40X60 DAHOAM SEPP



20x60 rett. - 8"x24"

2000745 20X60 DAHOAM ODA  
2000744 20X60 DAHOAM SEPP

## PEZZI SPECIALI

TRIMS / PIECES SPECIALES / FORMTEILE



(PZXBOX 4)

▲ 168

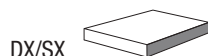
GRADONE 33x60x4 - 13"x24"x2"



(PZXBOX 4)

▲ 168

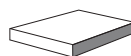
GRADONE 33 X 119,8 X 4 | 13" X 48" X 2"



(PZXBOX 2)

▲ 168

GRAD. ANGOLARE 33x33x4 - 13"x13"x2"



(PZXBOX 2)

▲ 168

GRAD. ANGOLARE 33 X 119,8 X 4 | 13" X 48" X 2"



BATTISCOPA 7,1x60 - 2.8"x24"  
(PZXBOX 14) ▲ 14



2138903 DAHOAM BATTISCOPA ODA  
2138902 DAHOAM BATTISCOPA SEPP

## IMBALLI E PESI

PACKING AND WEIGHT - EMBALLAGES ET POIDS - VERPACKUNG UND GEWICHT

Articolo Item Reference Artikel	Formato Size Format Format	 Pz.xScat. PiecesxBox Stk.xKrt. Pcs / Bte	Mq.xScat. SqmxBox M <sup>2</sup> / Bte QmxKrt.	PesoxScat. WeightxBox Poids / Bte(kg) GewichtxKrt(kg)	 Scat.xPal. BoxesxPal. Bte / Pal. Krt.xPal.	Mq.xPal. SqmxPal. M <sup>2</sup> / Pal. QmxPal.	PesoxPal. WeightxPal. Poids / Pal.(kg) GewichtxPal.(kg)
DAHOAM	60x60 rett.	4	1,44	25,20	32	46,08	806,4
DAHOAM	30x60 rett.	7	1,26	22,05	40	50,40	882
DAHOAM	60x119,8 rett.	2	1,44	26,35	36	51,84	948
DAHOAM	40x60 rett.	4	0,96	16,80	30	28,8	504
DAHOAM	20x60 rett.	8	0,96	16,80	48	46,08	806,4





# LO.RO

GRES FINE PORCELLANATO COLORATO IN MASSA

COLORBODY FINE PORCELAIN STONEWARE

GRÈS CÉRAME FIN COLORÉ DANS LA MASSE

DURCHGEFÄRBTES FEINSTEINZEUG

## CARATTERISTICHE TECNICHE

Technical Features - Caracteristiques Techniques - Technische Eigenschaften



---

**30x30** rett. - 12X12"

**30x60** rett. - 12X24"

**60x60** rett. - 24X24"

**60x119,8** rett. - 24X48"



LO.RO TALCO






LO.RO multiformato



LO.RO SABBIA





LO.RO 60 x 120











# LO.RO




TALCO



SABBIA

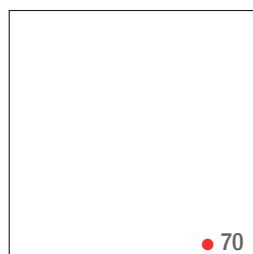
## FORMATI

SIZES / FORMATS / FORMATE




60x119,8 rett. - 24"x48"

2000884 LO.RO Talco rett.  
2000885 LO.RO Sabbia rett.  
2000937 LO.RO Talco GRIP rett.  
2000938 LO.RO Sabbia GRIP rett.




60x60 rett. - 24"x24"

2000876 LO.RO Talco rett.  
2000877 LO.RO Sabbia rett.  
2000929 LO.RO Talco GRIP rett.  
2000930 LO.RO Sabbia GRIP rett.



30x60 rett. - 12"x24"

2000880 LO.RO Talco rett.  
2000881 LO.RO Sabbia rett..  
2000933 LO.RO Talco GRIP rett.  
2000934 LO.RO Sabbia GRIP rett.



30x30 rett. - 12"x12"

2000888 LO.RO Talco rett.  
2000889 LO.RO Sabbia rett.  
2000941 LO.RO Talco GRIP rett.  
2000942 LO.RO Sabbia GRIP rett.

### BATTISCOPA 7,1x60 - 2.8"x24"

(PZXBOX 14)

2000892 7,1 X 60 L.ORO BATTISCOPA TALCO  
2000893 7,1 X 60 L.ORO BATTISCOPA SABBIA

▲ 14




### MOSAICO CON TOZZETTO 30X30 - 12"x12"

(PZXBOX 11)

2000894 30 X 30 MOSAICO LO.RO 5 X 5 TALCO  
2000895 30 X 30 MOSAICO LO.RO 5 X 5 SABBIA

▲ 26









## IMBALLI E PESI

PACKING AND WEIGHT - EMBALLAGES ET POIDS - VERPACKUNG UND GEWICHT

Articolo Item Reference Artikel	Formato Size Format Format	 Pz.xScat. PiecesxBox Stk.xKrt. Pcs / Bte	Mq.xScat. SqmxBox M <sup>2</sup> / Bte QmxKrt.	PesoxScat. WeightxBox Poids / Bte(kg) GewichtxKrt(kg)	 Scat.xPal. BoxesxPal. Bte / Pal. Krt.xPal.	Mq.xPal. SqmxPal. M <sup>2</sup> / Pal. QmxPal.	PesoxPal. WeightxPal. Poids / Pal.(kg) GewichtxPal.(kg)
LO.RO	60X60 rett.	4	1,44	24,48	32	46,08	806
LO.RO	30X60 rett.	7	1,26	21,42	40	50,4	882
LO.RO	60X119,8 rett.	2	1,44	26,35	36	51,84	948
LO.RO	30X30 rett.	12	1,08	18,90	40	43,2	756





# CONTEMPORARY

158 DEVA

170 JUNGLE

174 ROMANTIC

180 KIRA





# DEVA

GRES FINE PORCELLANATO COLORATO IN MASSA

COLORBODY FINE PORCELAIN STONEWARE

GRÈS CÉRAME FIN COLORÉ DANS LA MASSE

DURCHGEFÄRBTES FEINSTEINZEUG

## CARATTERISTICHE TECNICHE

Technical Features - Caracteristiques Techniques - Technische Eigenschaften



---

**60x120** rett. - 24"x48"

**60x60** rett. - 24"x24"

**30x60** rett. - 12"x24"



DEVA AVORIO





**Avorio** 60x60 rett. - 24"x24" / 30x60 rett. - 12"x24"



DEVA TORTORA

**Tortora** 60x60 rett. - 24"x24"



**Tortora** 60x60 rett. - 24"x24"

DEVA BIANCO








**Bianco** 60x60 rett. - 24"x24" / 30x60 rett. - 12"x24" / mos. tozz. 30x30 - 12"x12"

DEVA GRIGIO



Grigio 60x60 rett. - 24"x24"




Grigio 60x60 rett. - 24"x24"



# DEVA




AVORIO



TORTORA



BIANCO



GRIGIO

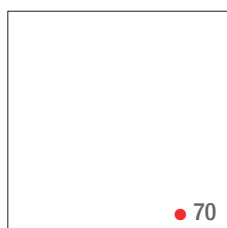
## FORMATI

SIZES / FORMATS / FORMATE



60x120 rett. - 24"x48"

2000700 BIANCO



60x60 rett. - 24"x24"

2000340 AVORIO  
2000338 BIANCO  
2000342 GRIGIO  
2000344 TORTORA




30x60 rett. - 12"x24"

2000332 AVORIO  
2000330 BIANCO  
2000334 GRIGIO  
2000336 TORTORA

MOSAICO CON TOZZETTO 30X30 - 12"x12"  
(PZXBOX 11)

▲ 26

2000351 AVORIO  
2000350 BIANCO  
2000353 GRIGIO  
2000352 TORTORA



BATTISCOPA 7,1x60 - 2.8"x24"  
(PZXBOX 14)

▲ 14

2000347 AVORIO  
2000346 BIANCO  
2000348 GRIGIO  
2000349 TORTORA



## PEZZI SPECIALI

TRIMS / PIECES SPECIALES / FORMTEILE



(PZXBOX 4)

▲ 168

GRADONE 32,5x60x4 - 13"x24"x1.5"



(PZXBOX 2)



▲ 168

GRAD. ANGOLARE 32,5x32,5x4 - 13"x13"x1.5"



## IMBALLI E PESI

PACKING AND WEIGHT - EMBALLAGES ET POIDS - VERPACKUNG UND GEWICHT

Articolo Item Reference Artikel	Formato Size Format Format	 Pz.xScat. PiecesxBox Stk.xKrt. Pcs / Bte			 Scat.xPal. BoxesxPal. Bte / Pal. Krt.xPal.		
		Mq.xScat. SqmxBox M <sup>2</sup> / Bte QmxKrt.	PesoxScat. WeightxBox Poids / Bte(kg) GewichtxKrt(kg)	Mq.xPal. SqmxPal. M <sup>2</sup> / Pal. QmxPal.	PesoxPal. WeightxPal. Poids / Pal.(kg) GewichtxPal.(kg)		
DEVA	60x120 rett.	2	1,44	26,35	36	51,84	949
DEVA	60x60 rett.	4	1,44	25,20	32	46,08	806
DEVA	30x60 rett.	7	1,26	22,05	40	50,40	882





# DECORI JUNGLE

I NOSTRI DECORI

COLORBODY FINE PORCELAIN STONEWARE

GRÈS CÉRAMÉ FIN COLORÉ DANS LA MASSE

DURCHGEFÄRBTES FEINSTEINZEUG

## CARATTERISTICHE TECNICHE


Technical Features - Caracteristiques Techniques - Technische Eigenschaften



60x120 rett. - 24"x48"

## FORMATI

SIZES / FORMATS / FORMATE



60x120 rett. - 24"x48"



JUNGLE DECORI











# DECORI ROMANTIC

I NOSTRI DECORI

COLORBODY FINE PORCELAIN STONEWARE

GRÈS CÉRAME FIN COLORÉ DANS LA MASSE

DURCHGEFÄRBTES FEINSTEINZEUG

## CARATTERISTICHE TECNICHE


Technical Features - Caracteristiques Techniques - Technische Eigenschaften



60x120 rett. - 24"x48"

## FORMATI

SIZES / FORMATS / FORMATE



60x120 rett. - 24"x48"



ROMANTIC DECORI







# DECORI



JUNGLE




ROMANTIC

---

## FORMATI

SIZES / FORMATS / FORMATE



60x120 rett. - 24"x48"



2000178 60x120 DECORO JUNGLE RETT.

2000179 60x120 DECORO ROMANTIC RETT.




## IMBALLI E PESI

PACKING AND WEIGHT - EMBALLAGES ET POIDS - VERPACKUNG UND GEWICHT

Articolo Item Reference Artikel	Formato Size Format Format	 Pz.xScat. PiecesxBox Stk.xKrt. Pcs / Bte	Mq.xScat. SqmxBox M <sup>2</sup> / Bte QmxKrt.	PesoxScat. WeightxBox Poids / Bte(kg) GewichtxKrt(kg)	 Scat.xPal. BoxesxPal. Bte / Pal. Krt.xPal.	Mq.xPal. SqmxPal. M <sup>2</sup> / Pal. QmxPal.	PesoxPal. WeightxPal. Poids / Pal.(kg) GewichtxPal.(kg)
DECORI	60x120 rett.	2	1,44	26,35	36	51,84	949



KIRA NERO



# KIRA

## I NOSTRI DECORI

COLORBODY FINE PORCELAIN STONEWARE  
GRÈS CÉRAME FIN COLORÉ DANS LA MASSE  
DURCHGEFÄRBTES FEINSTEINZEUG

## CARATTERISTICHE TECNICHE

Technical Features - Caracteristiques Techniques - Technische Eigenschaften



7x28 - 2,7"x11"

## FORMATI

SIZES / FORMATS / FORMATE



7x28 - 2,7"x11"



KIRA BIANCO



KIRA BEIGE





KIRA GRIGIO



KIRA NERO



KIRA SMERALDO







KIRA COBALTO



KIRA OCRA



# KIRA



BIANCO



BEIGE



GRIGIO



NERO



SMERALDO



COBALTO



OCRA

## FORMATI

SIZES / FORMATS / FORMATE





7x28 - 2,7"x11"

2001042	KIRA BIANCO
2001044	KIRA BEIGE
2001046	KIRA GRIGIO
2001050	KIRA NERO
2001052	KIRA SMERALDO
2001054	KIRA COBALTO
2001056	KIRA OCRA

## IMBALLI E PESI

PACKING AND WEIGHT - EMBALLAGES ET POIDS - VERPACKUNG UND GEWICHT

Articolo Item Reference Artikel	Formato Size Format Format	 Pz.xScat. PiecesxBox Stk.xKrt. Pcs / Bte	Mq.xScat. SqmxBox M <sup>2</sup> / Bte QmxKrt.	PesoxScat. WeightxBox Poids / Bte(kg) GewichtxKrt(kg)	 Scat.xPal. BoxesxPal. Bte / Pal. Krt.xPal.	Mq.xPal. SqmxPal. M <sup>2</sup> / Pal. QmxPal.	PesoxPal. WeightxPal. Poids / Pal.(kg) GewichtxPal.(kg)
Kira	7 x 28	50	0,98	19,74	52	50,96	1006



KIRA BIANCO





# LEGNI

- 190 FUJI
- 202 KAURI
- 214 VALENTINO
- 228 EDEN
- 240 AIKO
- 254 BOIS



# FUJI

GRES FINE PORCELLANATO COLORATO IN MASSA

COLORBODY FINE PORCELAIN STONEWARE

GRÈS CÉRAME FIN COLORÉ DANS LA MASSE

DURCHGEFÄRBTES FEINSTEINZEUG

## CARATTERISTICHE TECNICHE

Technical Features - Caractéristiques Techniques - Technische Eigenschaften



**30x120** rett. - 12"X48"

**20x120** rett. - 8"X48"

**20x120** rett. grip - 8"X48"





FUJI MIELE



Miele 20x120 rett. - 8"x48"



Miele 20x120 rett. - 8"x48"




FUJI NATURAL





**Natural** Grip 20x120 rett. - 8"x48"



**Natural** 20x120 rett. - 8"x48"



Natural 20x120 rett. - 8"x48"







FUJI PURE



Pure 20x120 rett. - 8"x48"



Pure 20x120 rett. - 8"x48"

# FUJI



MIELE

NATURAL

PURE

## FORMATI

SIZES / FORMATS / FORMATE



30x120 rett. 12"x48"

2000812 MIELE rett.  
2000814 NATURAL rett.  
2000816 PURE rett.



20x120 rett. 8"x48"

2000800 MIELE rett. - 2000801 rett. GRIP  
2000804 NATURAL rett. - 2000805 rett. GRIP  
2000808 PURE rett. - 2000809 rett. GRIP

## BATTISCOPA 6x60 - 2.4"x24"

(PZXBOX 14)

▲ 14

2000598 MIELE  
2000597 NATURAL  
2000596 PURE









## IMBALLI E PESI

PACKING AND WEIGHT - EMBALLAGES ET POIDS - VERPACKUNG UND GEWICHT

Articolo Item Reference Artikel	Formato Size Format Format	 Pz.xScat. PiecesxBox Stk.xKrt. Pcs / Bte	Mq.xScat. SqmxBox M <sup>2</sup> / Bte QmxKrt.	PesoxScat. WeightxBox Poids / Bte(kg) GewichtxKrt(kg)	 Scat.xPal. BoxesxPal. Bte / Pal. Krt.xPal.	Mq.xPal. SqmxPal. M <sup>2</sup> / Pal. QmxPal.	PesoxPal. WeightxPal. Poids / Pal.(kg) GewichtxPal.(kg)
FUJI	20X120 rett.	4	0,96	20,44	40	38,4	818
FUJI	30X120 rett.	3	1,08	23	48	51,84	1104



# KAURI

GRES FINE PORCELLANATO COLORATO IN MASSA

COLORBODY FINE PORCELAIN STONEWARE

GRÈS CÉRAME FIN COLORÉ DANS LA MASSE

DURCHGEFÄRBTES FEINSTEINZEUG

## CARATTERISTICHE TECNICHE

Technical Features - Caracteristiques Techniques - Technische Eigenschaften



30x120 rett. - 12"x48"

20x120 rett. - 8"x48"

20x120 rett. grip - 8"x48"





KAURI MIELE





Miele 20x120 rett. - 8"x48"



Miele 20x120 rett. - 8"x48"



Miele 20x120 rett. - 8"x48"







KAURI TABACCO











Tabacco 20x120 rett. - 8"x48"





Tabacco Grip 20x120 rett. - 8"x48"

# KAURI



MIELE



TABACCO

---

## FORMATI

SIZES / FORMATS / FORMATE



30x120 rett. 12"x48"

2000710 MIELE  
2000712 TABACCO



20x120 rett. 8"x48"

2000492 MIELE - 2000496 MIELE GRIP  
2000491 TABACCO - 2000495 TABACCO GRIP

---

BATTISCOPA 6x60 - 2.4"x24"

(PZXBOX 14)

▲ 14

2000500 MIELE  
2000499 TABACCO









## IMBALLI E PESI

PACKING AND WEIGHT - EMBALLAGES ET POIDS - VERPACKUNG UND GEWICHT

Articolo Item Reference Artikel	Formato Size Format Format	 Pz.xScat. PiecesxBox Stk.xKrt. Pcs / Bte	Mq.xScat. SqmxBox M <sup>2</sup> / Bte QmxKrt.	PesoxScat. WeightxBox Poids / Bte(kg) GewichtxKrt(kg)	 Scat.xPal. BoxesxPal. Bte / Pal. Krt.xPal.	Mq.xPal. SqmxPal. M <sup>2</sup> / Pal. QmxPal.	PesoxPal. WeightxPal. Poids / Pal.(kg) GewichtxPal.(kg)
KAURI	30X120 rett.	4	1,44	24,76	42	60,48	1039,92
KAURI	20X120 rett.	6	1,44	24,76	28	40,32	693,50



# VALENTINO

GRES FINE PORCELLANATO COLORATO IN MASSA

COLORBODY FINE PORCELAIN STONEWARE

GRÈS CÉRAME FIN COLORÉ DANS LA MASSE

DURCHGEFÄRBTES FEINSTEINZEUG

## CARATTERISTICHE TECNICHE

Technical Features - Caracteristiques Techniques - Technische Eigenschaften



---

20,2x80,2 - 8"x32"





VALENTINO HOLLYWOOD WENGE'





**Hollywood** Wngè 20,2x80,2 - 8" x32"

VALENTINO LEGEND NOCE







**Legend** Noce 20,2x80,2 - 8"x32"

VALENTINO LIGHTS MIELE





**Lights** Miele 20,2x80,2 - 8"x32"



VALENTINO CAMERA GRIGIO





**Camera** Grigio 20,2x80,2 - 8"x32"

VALENTINO ACTION BIANCO







**Action** Bianco 20,2x80,2 - 8"x32"

# VALENTINO



HOLLYWOOD WENGE'



LEGEND NOCE



LIGHTS MIELE




CAMERA GRIGIO



ACTION BIANCO

## FORMATI

SIZES / FORMATS / FORMATE



20,2x80,2 - 8"x32"

- 2127441 ACTION BIANCO
- 2127443 CAMERA GRIGIO
- 2127445 LIGHTS MIELE
- 2127447 LEGEND NOCE
- 2127449 HOLLYWOOD WENGE'

BATTISCOPA 6x80 - 2.4"x32"

(PZXBOX 12)

▲ 18



- 2149524 ACTION BIANCO
- 2149525 CAMERA GRIGIO
- 2149526 LIGHTS MIELE
- 2149527 LEGEND NOCE
- 2149453 HOLLYWOOD WENGE'





## IMBALLI E PESI

PACKING AND WEIGHT - EMBALLAGES ET POIDS - VERPACKUNG UND GEWICHT

Articolo Item Reference Artikel	Formato Size Format Format	 Pz.xScat. PiecesxBox Stk.xKrt. Pcs / Bte	Mq.xScat. SqmxBox M <sup>2</sup> / Bte QmxKrt.	PesoxScat. WeightxBox Poids / Bte(kg) GewichtxKrt(kg)	 Scat.xPal. BoxesxPal. Bte / Pal. Krt.xPal.	Mq.xPal. SqmxPal. M <sup>2</sup> / Pal. QmxPal.	PesoxPal. WeightxPal. Poids / Pal.(kg) GewichtxPal.(kg)
VALENTINO	20,2x80,2	7	1,14	21,88	42	47,88	919





# EDEN

GRES FINE PORCELLANATO COLORATO IN MASSA

COLORBODY FINE PORCELAIN STONEWARE

GRÈS CÉRAME FIN COLORÉ DANS LA MASSE

DURCHGEFÄRBTES FEINSTEINZEUG

## CARATTERISTICHE TECNICHE


Technical Features - Caracteristiques Techniques - Technische Eigenschaften



**20x120** rett. - 8"X48"

**20x120** rett. grip - 8"X48"

**30x120** rett. - 12"X48"



**EDEN BETULLA**





**Betulla** 20x120 rett. - 8"x48" / 30 x 120 rett. - 12"x48"



**Betulla** 20x120 rett. - 8"x48" / 30 x 120 rett. - 12"x48"

**EDEN ROVERE**





Rovere 20x120 rett. grip - 8"x48"



Rovere 20x120 rett. - 8"x48" / 30x120 rett. - 12"x48"





**Rovere** 20x120 rett. grip. - 8"x48"







EDEN MANDORLO





Mandorlo 20x120 rett. - 8"x48"



Mandorlo 20x120 rett. - 8"x48"

# EDEN



BETULLA



ROVERE



MANDORLO


## FORMATI

SIZES / FORMATS / FORMATE



20x120 rett. 8"x48"  
20x120 rett. grip. 8"x48"

2000635 20X120 EDEN BETULLA GRIP RETT  
2000629 20X120 EDEN BETULLA RETT  
2000636 20X120 EDEN MANDORLO GRIP RETT  
2000630 20X120 EDEN MANDORLO RETT  
2000637 20X120 EDEN ROVERE GRIP RETT  
2000631 20X120 EDEN ROVERE RETT



30x120 rett. 12"x48"

2000641 30X120 EDEN BETULLA RETT  
2000642 30X120 EDEN MANDORLO RETT  
2000643 30X120 EDEN ROVERE RETT

## BATTISCOPA 6x60 - 2.4"x24"

(PZXBOX 14)

▲ 14



2000647 6X60 EDEN BATTISCOPA BETULLA  
2000648 6X60 EDEN BATTISCOPA MANDORLO  
2000649 6X60 EDEN BATTISCOPA ROVERE





## IMBALLI E PESI

PACKING AND WEIGHT - EMBALLAGES ET POIDS - VERPACKUNG UND GEWICHT

Articolo Item Reference Artikel	Formato Size Format Format	 Pz.xScat. PiecesxBox Stk.xKrt. Pcs / Bte	Mq.xScat. SqmxBox M <sup>2</sup> / Bte QmxKrt.	PesoxScat. WeightxBox Poids / Bte(kg) GewichtxKrt(kg)	 Scat.xPal. BoxesxPal. Bte / Pal. Krt.xPal.	Mq.xPal. SqmxPal. M <sup>2</sup> / Pal. QmxPal.	PesoxPal. WeightxPal. Poids / Pal.(kg) GewichtxPal.(kg)
EDEN	30X120 rett.	4	1,44	26,35	36	51,84	949
EDEN	20X120 rett.	6	1,44	29,52	28	40,32	826
EDEN	20X120 rett. Grip	6	1,44	29,52	28	40,32	826





GRES FINE PORCELLANATO COLORATO IN MASSA

COLORBODY FINE PORCELAIN STONEWARE

GRÈS CÉRAME FIN COLORÉ DANS LA MASSE

DURCHGEFÄRBTES FEINSTEINZEUG

## CARATTERISTICHE TECNICHE

Technical Features - Caracteristiques Techniques - Technische Eigenschaften



**30x120** rett. - 12"X48"

**20x120** rett. - 8"X48"

**20x120** rett. grip - 8"X48"





AIKO NATURAL







Natural 20x120 rett. - 8"x48"

AIKO GRIGIO







Grigio 20x120 rett. - 8"x48"



AIKO MIELE





Miele 20x120 rett. - 8"x48"









Grigio 20x120 rett. - 8"x48"

AIKO SAND







**Sand** 20x120 rett. - 8"x48"



# AIKO



NATURAL



GRIGIO



MIELE



SAND

## FORMATI

SIZES / FORMATS / FORMATE



30x120 rett. 12"x48"

2000781 AIKO Grigio rett.  
2000776 AIKO Miele rett.  
2000777 AIKO Natural rett.  
2000780 AIKO Sand rett.



20x120 rett. 8"x48"

2000772 AIKO Grigio rett.  
2000760 AIKO Miele rett.  
2000764 AIKO Natural rett.  
2000768 AIKO Sand rett.

2000773 AIKO Grigio rett. GRIP  
2000761 AIKO Miele rett. GRIP  
2000765 AIKO Natural rett. GRIP  
2000769 AIKO Sand rett. GRIP

BATTISCOPA 6x60 - 2.4"x24"  
(PZXBOX 14)

▲ 14





2001787 6 x 60 AIKO BATTISCOPA GRIGIO  
2001785 6 x 60 AIKO BATTISCOPA NATURAL  
2001784 6 x 60 AIKO BATTISCOPA MIELE  
2001786 6 x 60 AIKO BATTISCOPA SAND



## IMBALLI E PESI

PACKING AND WEIGHT - EMBALLAGES ET POIDS - VERPACKUNG UND GEWICHT

Articolo Item Reference Artikel	Formato Size Format Format	 Pz.xScat. PiecesxBox Stk.xKrt. Pcs / Bte	Mq.xScat. SqmxBox M <sup>2</sup> / Bte QmxKrt.	PesoxScat. WeightxBox Poids / Bte(kg) GewichtxKrt(kg)	 Scat.xPal. BoxesxPal. Bte / Pal. Krt.xPal.	Mq.xPal. SqmxPal. M <sup>2</sup> / Pal. QmxPal.	PesoxPal. WeightxPal. Poids / Pal.(kg) GewichtxPal.(kg)
AIKO	20X120 rett.	4	0,96	20,44	40	38,4	818
AIKO	30X120 rett.	3	1,08	23	48	51,84	1104



**Bois Natural** 20x120 rett. - 8"x48" | 30x120 - 12"x48"



# BOIS

GRES FINE PORCELLANATO COLORATO IN MASSA

COLORBODY FINE PORCELAIN STONEWARE

GRÈS CÉRAME FIN COLORÉ DANS LA MASSE

DURCHGEFÄRBTES FEINSTEINZEUG

## CARATTERISTICHE TECNICHE

Technical Features - Caracteristiques Techniques - Technische Eigenschaften



30x120 rett. - 12"X48"

20x120 rett. - 8"X48"

20x120 rett. grip - 8"X48"



**BOIS ANTICO**





**Bois Antico** 20x120 rett. - 8"x48"



**BOIS CHIARO**





**Bois Chiaro** 20x120 rett. - 8"x48"



**BOIS NATURAL**







**Bois Natural** 20x120 rett. - 8"x48"

# BOIS



ANTICO



CHIARO



NATURAL

## FORMATI

SIZES / FORMATS / FORMATE



30x120 rett. 12"x48"

2000920 BOIS chiaro rett.  
2000922 BOIS natural rett.  
2000924 BOIS antico rett.



20x120 rett. 8"x48"

2000908 BOIS chiaro rett. - 2000909 rett. GRIP  
2000912 BOIS natural rett. - 2000913 rett. GRIP  
2000916 BOIS antico rett. - 2000917 rett. GRIP

### BATTISCOPA 6x60 - 2.4"x24"

(PZXBOX 14)

▲ 14

2000926 BOIS CHIARO  
2000927 BOIS NATURAL  
2000928 BOIS ANTICO









## IMBALLI E PESI

PACKING AND WEIGHT - EMBALLAGES ET POIDS - VERPACKUNG UND GEWICHT

Articolo Item Reference Artikel	Formato Size Format Format	 Pz.xScat. PiecesxBox Stk.xKrt. Pcs / Bte	Mq.xScat. SqmxBox M <sup>2</sup> / Bte QmxKrt.	PesoxScat. WeightxBox Poids / Bte(kg) GewichtxKrt(kg)	 Scat.xPal. BoxesxPal. Bte / Pal. Krt.xPal.	Mq.xPal. SqmxPal. M <sup>2</sup> / Pal. QmxPal.	PesoxPal. WeightxPal. Poids / Pal.(kg) GewichtxPal.(kg)
BOIS	20X120 rett.	6	1,44	24,76	28	40,32	693,28
BOIS	30X120 rett.	4	1,44	24,76	42	60,48	1039,92

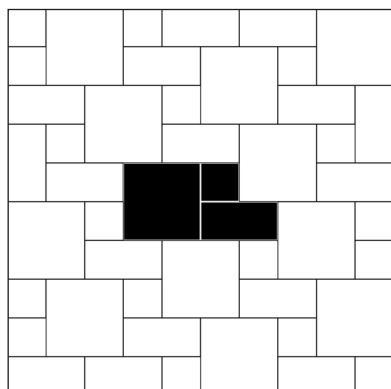


# SOLUZIONE DI POSA

Laying solution

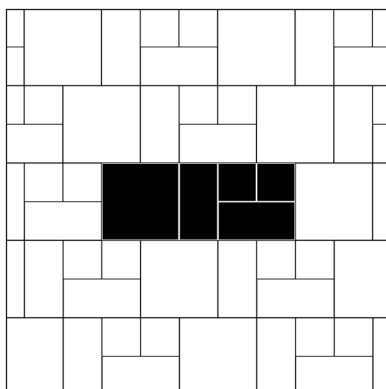
Propositions pour la pose

Verlegungsvorschläge



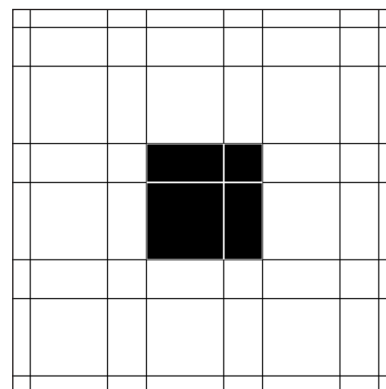
FORMATI **A**

60X60	23 <sup>5/8</sup> "x23 <sup>5/8</sup> " (1,59pz)	<b>57,1 %</b>
30X60	11 <sup>13/16</sup> "x23 <sup>5/8</sup> " (1,59pz)	<b>28,6 %</b>
30X30	11 <sup>13/16</sup> "x11 <sup>13/16</sup> " (1,59pz)	<b>14,3 %</b>



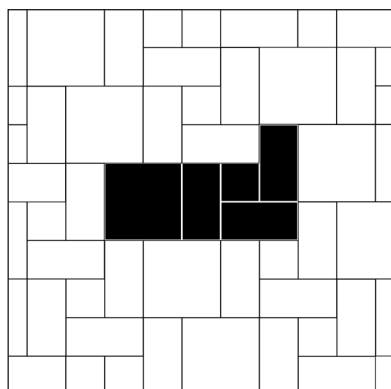
FORMATI **B**

60X60	23 <sup>5/8</sup> "x23 <sup>5/8</sup> " (1,11pz)	<b>40,0 %</b>
30X60	11 <sup>13/16</sup> "x23 <sup>5/8</sup> " (2,22pz)	<b>40,0 %</b>
30X30	11 <sup>13/16</sup> "x11 <sup>13/16</sup> " (2,22pz)	<b>20,0 %</b>



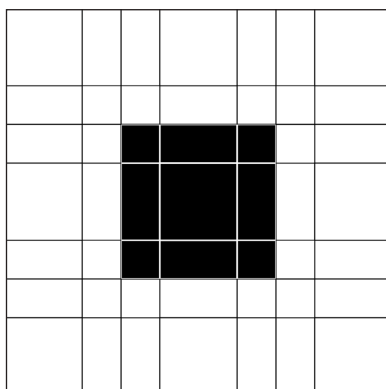
FORMATI **C**

60X60	23 <sup>5/8</sup> "x23 <sup>5/8</sup> " (1,23pz)	<b>44,4 %</b>
30X60	11 <sup>13/16</sup> "x23 <sup>5/8</sup> " (2,47pz)	<b>44,4 %</b>
30X30	11 <sup>13/16</sup> "x11 <sup>13/16</sup> " (1,23pz)	<b>11,1 %</b>



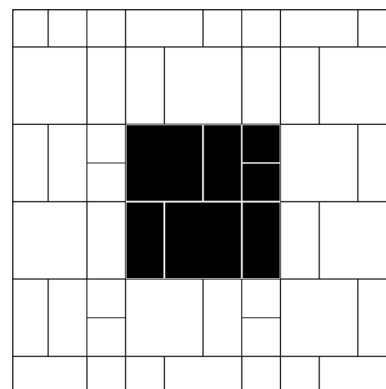
FORMATI **D**

60X60	23 <sup>5/8</sup> "x23 <sup>5/8</sup> " (1,01pz)	<b>36,4 %</b>
30X60	11 <sup>13/16</sup> "x23 <sup>5/8</sup> " (3,03pz)	<b>54,5 %</b>
30X30	11 <sup>13/16</sup> "x11 <sup>13/16</sup> " (1,01pz)	<b>9,10 %</b>



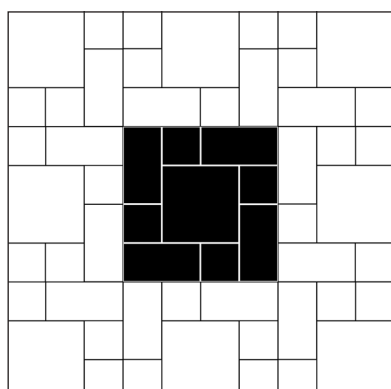
FORMATI **E**

60X60	23 <sup>5/8</sup> "x23 <sup>5/8</sup> " (0,69pz)	<b>25,0 %</b>
30X60	11 <sup>13/16</sup> "x23 <sup>5/8</sup> " (2,78pz)	<b>50,0 %</b>
30X30	11 <sup>13/16</sup> "x11 <sup>13/16</sup> " (2,78pz)	<b>25,0 %</b>



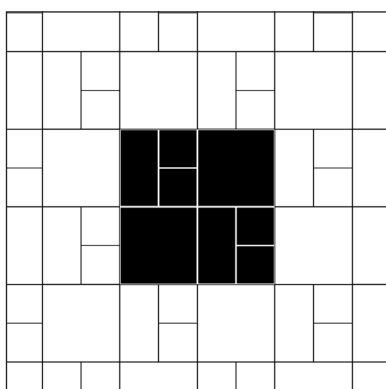
FORMATI **F**

60X60	23 <sup>5/8</sup> "x23 <sup>5/8</sup> " (1,39pz)	<b>50,0 %</b>
30X60	11 <sup>13/16</sup> "x23 <sup>5/8</sup> " (2,08pz)	<b>37,5 %</b>
30X30	11 <sup>13/16</sup> "x11 <sup>13/16</sup> " (1,39pz)	<b>12,5 %</b>



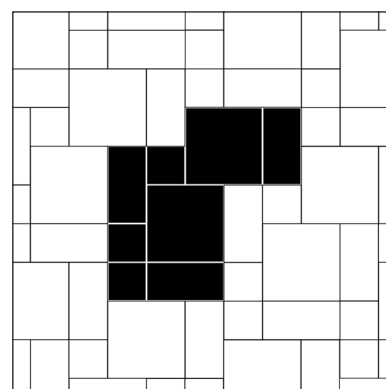
FORMATI **G**

60X60	23 <sup>5/8</sup> "x23 <sup>5/8</sup> " (0,69pz)	<b>25,0 %</b>
30X60	11 <sup>13/16</sup> "x23 <sup>5/8</sup> " (2,78pz)	<b>50,0 %</b>
30X30	11 <sup>13/16</sup> "x11 <sup>13/16</sup> " (2,78pz)	<b>25,0 %</b>




FORMATI **H**

60X60	23 <sup>5/8</sup> "x23 <sup>5/8</sup> " (1,39pz)	<b>50,0 %</b>
30X60	11 <sup>13/16</sup> "x23 <sup>5/8</sup> " (1,39pz)	<b>25,0 %</b>
30X30	11 <sup>13/16</sup> "x11 <sup>13/16</sup> " (2,78pz)	<b>25,0 %</b>



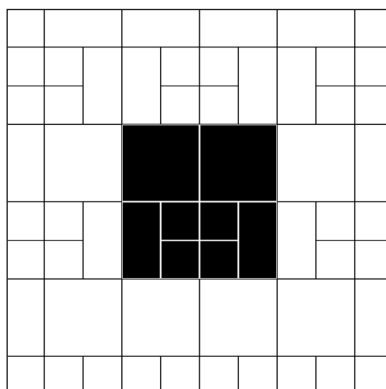
FORMATI **I**

60X60	23 <sup>5/8</sup> "x23 <sup>5/8</sup> " (1,31pz)	<b>47,1 %</b>
30X60	11 <sup>13/16</sup> "x23 <sup>5/8</sup> " (1,96pz)	<b>35,3 %</b>
30X30	11 <sup>13/16</sup> "x11 <sup>13/16</sup> " (1,96pz)	<b>17,6 %</b>




FORMATI L

60X60	23 <sup>5/8</sup> "x23 <sup>5/8</sup> " (1,78pz)	<b>64,0 %</b>
30X60	11 <sup>13/16</sup> "x23 <sup>5/8</sup> " (1,78pz)	<b>32,0 %</b>
30X30	11 <sup>13/16</sup> "x11 <sup>13/16</sup> " (0,44pz)	<b>4,0 %</b>



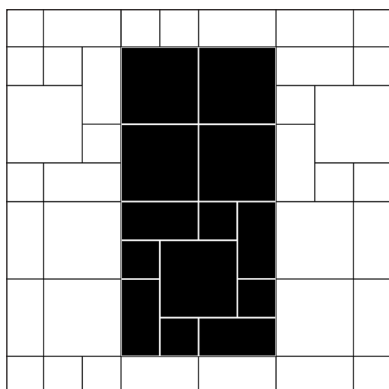
FORMATI M

60X60	23 <sup>5/8</sup> "x23 <sup>5/8</sup> " (1,39pz)	<b>50,0 %</b>
30X60	11 <sup>13/16</sup> "x23 <sup>5/8</sup> " (1,39pz)	<b>25,0 %</b>
30X30	11 <sup>13/16</sup> "x11 <sup>13/16</sup> " (2,78pz)	<b>25,0 %</b>



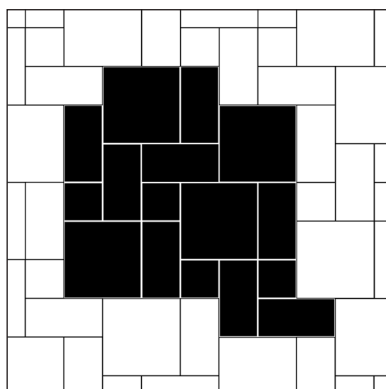
FORMATI N

60X60	23 <sup>5/8</sup> "x23 <sup>5/8</sup> " (1,23pz)	<b>44,4 %</b>
30X60	11 <sup>13/16</sup> "x23 <sup>5/8</sup> " (2,47pz)	<b>44,4 %</b>
30X30	11 <sup>13/16</sup> "x11 <sup>13/16</sup> " (1,23pz)	<b>11,1 %</b>



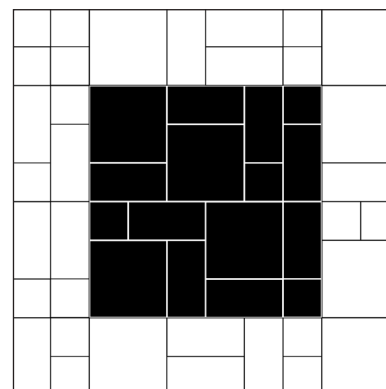
FORMATI O

60X60	23 <sup>5/8</sup> "x23 <sup>5/8</sup> " (1,74pz)	<b>62,5 %</b>
30X60	11 <sup>13/16</sup> "x23 <sup>5/8</sup> " (1,39pz)	<b>25,0 %</b>
30X30	11 <sup>13/16</sup> "x11 <sup>13/16</sup> " (1,39pz)	<b>12,5 %</b>



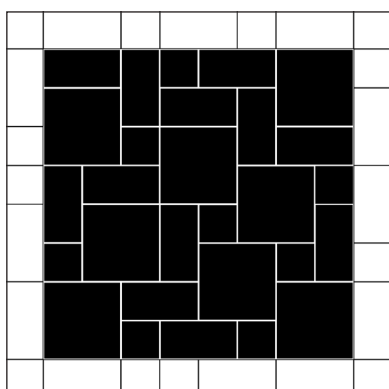
FORMATI P

60X60	23 <sup>5/8</sup> "x23 <sup>5/8</sup> " (1,23pz)	<b>44,4 %</b>
30X60	11 <sup>13/16</sup> "x23 <sup>5/8</sup> " (2,47pz)	<b>44,4 %</b>
30X30	11 <sup>13/16</sup> "x11 <sup>13/16</sup> " (1,23pz)	<b>11,1 %</b>



FORMATI Q

60X60	23 <sup>5/8</sup> "x23 <sup>5/8</sup> " (1,23pz)	<b>44,4 %</b>
30X60	11 <sup>13/16</sup> "x23 <sup>5/8</sup> " (2,47pz)	<b>44,4 %</b>
30X30	11 <sup>13/16</sup> "x11 <sup>13/16</sup> " (1,23pz)	<b>11,1 %</b>



FORMATI R

60X60	23 <sup>5/8</sup> "x23 <sup>5/8</sup> " (1,39pz)	<b>50,0 %</b>
30X60	11 <sup>13/16</sup> "x23 <sup>5/8</sup> " (2,08pz)	<b>37,5 %</b>
30X30	11 <sup>13/16</sup> "x11 <sup>13/16</sup> " (1,39pz)	<b>12,5 %</b>

# FORMATI

Size

Formats

Formate











- = il simbolo ● indica articolo in vendita al M<sup>2</sup>
- ▲ = il simbolo ▲ indica articolo in vendita al pz.

# CARATTERISTICHE TECNICHE

Technical Features

Caracteristiques Techniques

Technische Eigenschaften

CARATTERISTICHE TECNICHE Technical features Caracteristiques techniques Technische eigenschaften	NORMA DI RIFERIMENTO Reference standard Norme de reference Besugnorm	VALORE RICHIESTO Value required Valeur requise Geforderter wert	RISPONDEZA ALLA NORMA Accordance to the norme Correspondance à la norme Übereinstimmung an die norme
<b>TEMPERATURA DI COTTURA</b> Firing temperature Température de cuisson Brenntemperatur			> 1200° C
<b>ASSORBIMENTO D'ACQUA - IN %</b> Water absorption - in % Absorption d'eau - en % Wasseraufnahme - in %	 <b>ISO 10545-3</b>	<= 0,5%	<b>CONFORME</b> compliant conformes gemäß
<b>FORZA DI ROTTURA</b> Breaking strength Résistance à la rupture Bruchlast	 <b>ISO 10545-4</b>	SP. >= 7,5MM >= 1300 N SP. < 7,5MM >= 700 N	<b>CONFORME</b> compliant conformes gemäß
<b>RESISTENZA ALLA FLESSIONE</b> Flexural strength Resistance a la flexion Biegefestigkeit	 <b>ISO 10545-4</b>	>= 35 N/mm <sup>2</sup>	<b>CONFORME</b> compliant conformes gemäß
<b>RESISTENZA AGLI SBALZI TERMICI</b> Thermal shock resistance Resistance aux écarts de température Temperaturwechselbeständigkeit	 <b>ISO 10545-9</b>	<b>NESSUN CAMPIONE DEVE PRESENTARE DIFETTI VISIBILI</b> no sample must show visible defects aucun échantillon ne doit presenter des défauts visibles kein exemplar soll sichtbare schäden aufweisen	<b>CONFORME</b> compliant conformes gemäß
<b>RESISTENZA AL GELO</b> Frost resistance Résistance au gel Frostbeständigkeit	 <b>ISO 10545-12</b>	<b>RESISTENTI</b> resistant résistants widerstandsfähig	<b>RESISTENTI</b> resistant résistants widerstandsfähig
<b>CARATTERISTICHE DIMENSIONALI</b> Size characteristics Caracteristiques diminsionelle Masseigenschaften	 <b>ISO 10545-2</b>	<b>lunghezza e larghezza / length and width / longueur et largeur / länge und breite +/- 0,6 % max +/- 2 mm</b> <b>spessore / thickness / épaisseur / stärke +/- 5,0 % max +/- 5 mm</b> <b>ortogonalità / wedging / orthogonalité / rechwinkligkeit +/- 0,5 % max +/- 2 mm</b> <b>planarità / flatness / planéité / ebenflächigkeit +/- 0,5 % max +/- 2 mm</b>	<b>CONFORME</b> compliant conformes gemäß
<b>COEFFICIENTE DI DILATAZIONE LINEARE</b> Linear thermal expansion coefficient coefficient de expansion térmica linear Wärmeausdehnungskoeffizient	 <b>ISO 10545-8</b>	<b>METODO DI PROVA DISPONIBILE</b> test method available méthod d'essai disponible verfügbare prüfmethode	a <= 7 x 10 <sup>-6</sup> /°C
<b>RESISTENZA AI PRODOTTI CHIMICI</b> Resistance to chemicals Resistance aux produits chimiques Chemikallendestigkeit	 <b>ISO 10545-13</b>	<b>MIN. B</b>	<b>CONFORME</b> compliant conformes gemäß
<b>RESISTENZA ALLE MACCHIE</b> Stain resistance Résistance aux taches Fleckenbeständigkeit	 <b>ISO 10545-14</b>	<b>CLASSE &gt;= 3</b>	<b>CONFORME</b> compliant conformes gemäß
<b>DUREZZA SUPERFICIE MOHS</b> Mohs surface hardness Dureté de surface Oberflächenhärte	 <b>EN 101</b>	>= MOHS 5	<b>CONFORME</b> compliant conformes gemäß

**GRES PORCELLANATO • PORCELAIN STONEWARE • GRÈS CÉRAME • FEINSTEINZEUG**  
**UNI EN 14411 BIA**



# POSA IN OPERA

Laying  
Pose  
Verlegung

## POSA IN OPERA

La corretta esecuzione della posa in opera del materiale è fondamentale, oltre alla qualità del prodotto, per garantire un risultato finale ottimale e soddisfacente.

È importante eseguire con cura e professionalità tutte le fasi che vanno dalla preparazione del sottofondo, alla composizione della malta e dei collanti, al rispetto dei tempi di maturazione, fino alle operazioni finali di battitura e pulizia. CRZ64 consiglia per la posa dei propri prodotti l'utilizzo di collanti in classe C 2 in base alla normativa Europea - EN 12004.

È comunque possibile per formati di piccole dimensioni (max 30 x 30) realizzare la posa in modo tradizionale con malta cementizia aumentando lo spolvero in cemento (5+8 kg/m<sup>2</sup>).

È sempre preferibile realizzare pose a giunto aperto anche per prodotti rettificati (almeno 2 mm). Questo sistema, oltre ad essere l'unico ammesso in alcuni paesi, consente di ridurre il modulo di elasticità dello strato di rivestimento riducendo i rischi di sollevamento o distacco.

## VERLEGUNG

Die richtige Verlegung des Materials ist neben der Qualität des Produkts ausschlaggebend für ein gutes und zufriedenstellendes Endresultat.

Wichtig ist die sorgfältige und fachgerechte Ausführung der einzelnen Schritte, wie Vorbereiten des Untergrunds, Anmischen der Mörtel und Kleber, Einhalten der Reifezeiten, Einklopfen und Erstreinigung.

Die Firma CRZ64 empfiehlt zur Verlegung ihrer Produkte Kleber der Klasse C2 gemäß Europeanorm EN 12004.

Für Kleinformat (max. 30 x 30) ist auch die herkömmliche Verlegung mit Zementmörtel (5+8 kg/m<sup>2</sup>) und einer Puderschicht aus Zement möglich.

Man sollte immer eine Verlegung mit offener Fuge (min. 2 mm), auch bei rektifizierten Fliesen vorziehen. Dieses System ist in einigen Ländern sogar Vorschrift. Es ermöglicht die Reduzierung des Elastizitätsmoduls des Belags und vermindert die Gefahr, dass sich die Fliesen heben oder lösen.

## LAYING

Correct laying of the material, as well as the quality of the product, is essential for guaranteeing an excellent and satisfying final result.

It is important to carry out skilfully and carefully all the stages, ranging from the preparation of the foundations, to the composition of the mortar and the adhesives and the observance of the setting times, up to the final cleaning operations.

For laying, CRZ64 recommends for its own products the use of class C 2 adhesives in accordance with the European standards – EN 12004.

It is, however, possible for small size tiles (max. 30 x 30) to carry out the laying using traditional methods with cement mortar by increasing the cement dusting (5+8 kg/m<sup>2</sup>).

It is always preferable to lay the material with open joints even for rectified products (at least 2mm). This system, apart from being the only one permitted in some countries, allows the coefficient of elasticity of the lining layer to be reduced, lowering the risk of raising or detaching.

## COLOCACIÓN

La ejecución correcta de la colocación del material es fundamental - tan importante como la calidad del producto - para garantizar un resultado final óptimo y satisfactorio. Es importante llevar a cabo con esmero y profesionalidad todas las fases que van desde la preparación de la base del solado hasta la composición de la mezcla y los materiales aglomerantes, la observación de los tiempos de maduración y secado, y las operaciones finales de percusión y limpieza. CRZ64, para la colocación de sus productos, aconseja el uso de aglomerantes de la clase C 2 de acuerdo con la normativa europea EN 12004. En el caso de formatos de tamaño pequeño (máximo 30 x 30), de todas maneras, se puede efectuar la colocación de forma tradicional, con mortero a base de cemento incrementando las proporciones de cemento (5+8 kg/m<sup>2</sup>). Será siempre preferible llevar a cabo colocaciones dejando juntas abiertas incluso para productos rectificados (al menos 2 mm). Este sistema, además de ser el único admitido en algunos países, permite reducir el módulo de elasticidad de la capa de revestimiento reduciendo así el riesgo de levantamiento o despegue.

## POSE

Outre la qualité du produit, l'exécution correcte de la pose des matériaux est fondamentale pour garantir un résultat final optimal et satisfaisant. Il est important d'effectuer avec soin et professionnalisme toutes les phases qui vont de la préparation de fond, à la composition du mortier et des colles, au respect des temps de pose, jusqu'aux opérations finales de battage et nettoyage. CRZ64 conseille pour la pose de ses produits l'utilisation de colles en classe C 2 selon la réglementation européenne - EN 12004. Pour des formats de petites dimensions (max 30 x 30) il est toutefois possible d'effectuer la pose de façon traditionnelle, avec du mortier de ciment, en augmentant la poudre de ciment (5+8 kg/m<sup>2</sup>). Il est toujours préférable de réaliser des poses à joint ouvert pour les produits rectifiés (au moins 2 mm). Ce système est non seulement le seul autorisé dans certains pays, mais permet aussi de réduire le module d'élasticité de la couche de revêtement en réduisant les risques de soulèvement et de détachement.

## УКЛАДКА

Не только качество продукта, но и правильная укладка материала являются чрезвычайно важными для гарантии оптимального и удовлетворительного результата.

Важно тщательно и профессионально выполнять все этапы: от подготовки основы до замеса раствора и клея, до соблюдения сроков созревания, вплоть до конечных операций прибивки и очистки.

Для укладки своей продукции компания CRZ64 рекомендует использовать клеи класса C2, соответствующие европейской норме EN 12004.

В любом случае, для форматов небольших размеров (макс. 30 x 30) можно выполнять укладку традиционным образом, на цементный раствор, увеличивая содержание цемента (5+8 кг/м<sup>2</sup>).

Всегда рекомендуется выполнять укладку с открытым швом даже для калиброванной продукции (не менее 2 мм). Эта система, помимо того, что она является единственной, допустимой в некоторых странах, позволяет снизить модуль упругости облицовочного слоя, уменьшая опасность подъема или отслоения пола.

# CONSIGLI DI MANUTENZIONE

Advice for Maintenance / Conseil d'entretien / Pflegehinweise / Consejos de mantenimiento

TIPO DI SPORCO TYPE OF MARK / TYPE DE SALISSURE / SCHMUTZART / TIPO DE SUCIEDAD / ТИП ЗАГРЯЗНЕНИЯ	DETERGENTE CONSIGLIATO DETERGENT RECOMMENDED / DETERGENT CONSEILLE EMPFOHLENES REINIGUNGSMITTEL / DETERGENTE ACONSEJADO РЕКОМЕНДУЕМОЕ МОЮЩЕЕ СРЕДСТВО		
	Solvente (acetone o acquaragia o trielina) Solvent Solvant Lösungsmittel Solvente Растворитель (ацетон или скипидар или разбавитель)	Detergente a base acida Acid based detergent Detergent a base acide Reinigungsmittel auf Säurebasis Detergente de base ácida Моющее средство на кислотной основе	Detergente a base alcalina Alkaline based detergent Detergent a base alcaline Reinigungsmittel auf alkalibasis Detergente de base alcalina Моющее средство на щелочной основе
BIRRA/VINO BEER/BIER/WINE/WEIN/BIERE/VIN/CERVEZA/VINO/ПИВО/ВИНО			FILA PS <sub>67</sub>
CAFFÈ COFFEE/CAFE/KAFFEE/CAFÉ/КОФЕ			FILA PS <sub>67</sub>
CATRAME TAR/GOUDRON/TEER/ALQUITRAN/ТУДРОН	FILA SOLV		
CAUCCIÙ RUBBER/CAOUTCHOUC/KAUTSCHUK/CAUCHO/КАУЧУК	FILA SOLV		
CEMENTO CEMENT/CIMENT/ZEMENT/CEMENTO/ЦЕМЕНТ		DETERDEK	
CERA DI CANDELA CANDLE WAX/CIRE DE BOUGIE/KERZENWACHS/CERA DE VELA/СВЕЧНОЙ ВОСК	FILA SOLV		
COCA COLA COKE/COCA-COLA/COCA-COLA/COCA-COLA/КОКА-КОЛА			FILA PS <sub>67</sub>
EFFLORESCENZE CALCAREE CALCAREOUS EFFLORESCENCES/EFFLOURESCENCES CALCAIRES/KALK AUSBLUEHUNGEN/EFFLORESCENCIAS CALCAREAS/ИЗВЕСТКОВЫЕ ПРОЯВЛЕНИЯ		DETERDEK	
GESSO CHALK/PLATRE/GIPS/YESO/ТИПС		DETERDEK	
GRASSI ANIMALI ANIMAL FATS/GRAISSES ANIMALES/TIERISCHE FETTE/GRASAS ANIMALES/ЖИВОТНЫЙ ЖИР			FILA PS <sub>67</sub>
GRASSI VEGETALI VEGETABLE FATS/GRASAS VEGETALES/PFLANZLICHE FETTE GRAISSES VEGETALES/РАСТИТЕЛЬНОЙ ЖИР			FILA PS <sub>67</sub>
GELATO ICECREAM/GLACE/EIS/HELADO/МОРОЖЕНОЕ			FILA PS <sub>67</sub>
INCHIOSTRI INKS/ENCRES/TINTE/TINTAS/ЧЕРНИЛА			FILA PS <sub>67</sub> - SR <sup>95</sup>
LAMPOSTIL FELT PENS/FEUTRE/FILZSTIFT/ROTULADORES/ФЛОМАСТЕР			FILA PS <sub>67</sub>
KETCH-UP/КЕТЧУП			FILA PS <sub>67</sub>
MAIONESE MAYONNAISE/MAYONNAISE/MAJONASE/MAYONESA/МАЙОНЕЗ			FILA PS <sub>67</sub>
MARMELLATA JAM/CONFITURE/MARMELADE/MERMELADA/ВАРЕНЬЕ			FILA PS <sub>67</sub>
OLII MECCANICI MECHANICAL OILS/HUILES MECANQUES/MASCHINENÖLE/ACEITES MECANICOS/МЕХАНИЧЕСКИЕ МАСЛА	FILA SOLV		FILA PS <sub>67</sub>
OLII SILICONATI SILICONE OILS/HUILES SILICONEES/SILIKONOEL/ACEITES CON SILICONA/СИЛИКОНОВЫЕ МАСЛА	FILA SOLV		FILA PS <sub>67</sub>
OLIO DI LINO LINSEED OIL/HUILE DE LIN/LEINOEL/ACEITE DE LINO/ЛЬНЯНОЕ МАСЛО	FILA SOLV		
PNEUMATICO TYRES/PNEUMATIQUE/REIFEN/NEUMATICO/СЛЕДЫ ШИН			FILA PS <sub>67</sub>
RESIDUI METALLICI METAL RESIDUES/RESIDUOS DE METAUX/METALLRUECKSTAENDE/RESIDUOS METALICOS/СЛЕДЫ МЕТАЛЛОВ		DETERDEK	
RESINE O SMALTI RESINS OR ENAMELS/RESINES OU EMAUX/HARZE ODER LACKE/RESINAS O ESMALTES/СМОЛЫ ИЛИ ЭМАЛИ		FILA NO PAINT STAR	
ROSSETTO LIPSTICK/ROUGE A LEVRES/LIPPENSTIFT/PINTALABIOS/ПОМАДА			FILA PS <sub>67</sub>
RUGGINE RUST/ROUILLE/ROST/HERRUMBRE/РЖАВЧИНА		DETERDEK	
STUCCO PLASTER/MASTIC/FUGENMASSE/ESTUCCO/ЗАТИРКА		DETERDEK	
TEMPERE MURARIE WATER BASED WALL PAINT/TEMPERAS MURALES/MAUERANSTRICHE DETREMPEP/КРАСКИ ДЛЯ СТЕН		DETERDEK	
SILICONE SILICONE/SILICONE/SILIKON/SILICONA/СИЛИКОН	FILA SOLV		
CHEWING-GUM CHEWING-GUM/CHEWING-GUM/KAUGUMMI/GOMA DE MASCAR/ЖЕВАТЕЛЬНАЯ РЕЗИНКА			FILA PS <sub>67</sub>

## ATTENZIONE!

Usare molta prudenza utilizzando acidi o altri prodotti chimici, attenersi scrupolosamente alle istruzioni indicate dai produttori sulle confezioni. Si consiglia di cominciare sempre ad utilizzare i prodotti diluiti in acqua 1:5 e di aumentare gradualmente la concentrazione se non si ottiene l'eliminazione della macchia.

## NOTE!

Be very careful when using acids or other chemical products and strictly follow the manufacturer's instructions on the product. It is always advisable to begin using the products diluted 1:5 in water and gradually increase the concentration if the mark or stain is not eliminated.

## ATTENTION!

Soyez très prudents lorsque vous employez des acides ou autres produits chimiques; suivez scrupuleusement les modes d'emploi des fabricants sur les emballages. Il est conseillé de commencer toujours à utiliser les produits dilués dans de l'eau (dilution 1:5) en augmentant graduellement la concentration si l'on n'obtient pas l'élimination de la tache.

## ACHTUNG!

Bei der Verwendung von Säuren oder anderen chemischen Produkten sollte man sich strikt an die Anweisungen des Herstellers auf den Verpackungen halten. Es wird empfohlen, die Produkte immer erst verdünnt (im Verhältnis 1:5 mit Wasser) zu verwenden und dann schrittweise die Konzentration zu erhöhen, wenn der Fleck sich nicht entfernen lässt.

## ATENCIÓN!

Proceder con mucha prudencia al utilizar ácidos u otros productos químicos y respetar rigurosamente las instrucciones indicadas por los productores en los envases. Se aconseja comenzar siempre utilizando los productos diluidos en agua 1:5 y aumentar gradualmente la concentración si no se obtiene la eliminación de la mancha.

## ВНИМАНИЕ!

Будьте чрезвычайно осторожными, используя кислоты или другие химические продукты, тщательно придерживайтесь инструкций, указанных производителями на упаковках. Рекомендуется всегда использовать продукты, разбавленные в воде в пропорции 1:5, и постепенно повышать концентрацию, если пятно не выводится.

## ISTRUZIONI PER LA PRIMA PULIZIA DOPO LA POSA

L'accuratezza e la tempestività della pulizia iniziale è di basilare importanza; è necessaria su tutte le tipologie di pavimentazione ceramica al fine di garantire un'agevole pulizia quotidiana.

Nel caso in cui venisse trascurata e non effettuata potrebbero insorgere alonature che impedirebbero di mantenere pulito il pavimento nonostante una buona manutenzione quotidiana. E' necessario lavare accuratamente il pavimento per rimuovere i residui cementizi e di stuccatura.

Per stucchi di tipo cementizio occorre attendere non più di 48 ore prima di effettuare la pulizia, per stucchi additivi con lattice o epossidici occorre effettuare molto rapidamente la pulizia in quanto l'indurimento dei componenti ne renderebbe molto difficoltosa la rimozione.

I prodotti indicati per questo tipo di pulizia devono essere di natura acida (vedi tabella esemplificativa).

Per realizzare la pulizia seguire i passaggi elencati sotto:

- Stesura del prodotto acido (DETERDEK® Fila) diluito in soluzione variabile da 10 a 20% sulla superficie.
- Attendere 7/10 minuti
- Effettuare la pulizia esercitando una decisa azione meccanica; utilizzare strumenti di pulizia manuale o adeguate macchine lavapavimenti (si consiglia l'utilizzo di macchine lava-pavimenti dotate di spazzole bianche in feltro; evitare l'utilizzo di spazzole nere a residuo carbonioso). L'operazione di lavaggio deve essere il più possibile omogenea.
- Neutralizzare la soluzione acida con abbondante risciacquo, possibilmente con acqua calda. Il risciacquo deve essere effettuato più volte fino alla completa rimozione di tutto il residuo acido.

Per agevolare l'esecuzione della pulizia acida iniziale si consiglia di utilizzare un apposito dispositivo aspira-liquidi allo scopo di evitare l'essiccazione della soluzione acqua-acido, la patina essiccata della soluzione renderebbe vana l'operazione di pulizia.

Per prodotti strutturati, con rilievi pronunciati o finiture antiscivolo il lavaggio acido deve essere effettuato con la massima rapidità dopo la posa. Prima del lavaggio acido, durante la posa, si consiglia di rimuovere gli eccessi di stuccatura con spugna e acqua.

Si consiglia di provare preventivamente il lavaggio su una piastrella non posata, in particolar modo in caso di prodotti lappati o levigati.

## PROTEZIONE DEL PAVIMENTO FINO A TERMINE DEI LAVORI

Dopo la posa e la successiva pulizia, raccomandiamo di prestare particolare attenzione alla protezione del pavimento, per evitare di danneggiarlo durante i lavori di finitura del cantiere. Si consiglia di ricoprire l'intera superficie con cartoni di spessore adeguato.

## ISTRUZIONI PER LA PULIZIA ORDINARIA

I prodotti sono di facile manutenzione, a conferma del nostro impegno verso l'ambiente. Le modalità e la frequenza di pulizia devono comunque essere adeguate alla destinazione d'uso.

Per una efficace manutenzione si consiglia:

1. Di non lasciare lo sporco troppo a lungo sul pavimento
2. Di lavare regolarmente il pavimento utilizzando detergenti neutri o sgrassatori diluiti in acqua calda seguendo le indicazioni delle confezioni (FILA CLEANER® Fila)
3. Risciacquare con acqua pulita

## ISTRUZIONI PER LA PULIZIA STRAORDINARIA

La manutenzione straordinaria si rende necessaria nel caso in cui eventi accidentali causino macchie e/o sporco dovuto a particolari sostanze. In questi casi occorre intervenire con detergenti professionali a base alcalina specifici per il tipo di sporco da rimuovere (vedi tabella esemplificativa) Per una efficace pulizia straordinaria si consiglia di:

1. Lavaggio con acqua per rimozione dello sporco superficiale
2. Stesura del prodotto alcalino (PS87 Fila) diluito in soluzione media del 3% sulla superficie. Per situazioni di difficile rimozione delle patine o di particolari agenti macchianti è possibile aumentare progressivamente la concentrazione del detergente.
3. Attesa di 7/10 minuti. Per agenti macchianti di difficile rimozione è possibile aumentare l'effetto abrasivo utilizzando un sapone secco in polvere da spargere sul detergente al termine del periodo di attesa.
4. Effettuare la pulizia esercitando una decisa azione meccanica. Utilizzare strumenti di pulizia manuale o adeguate macchine lavapavimenti (si consiglia l'utilizzo di macchine lava-pavimenti dotate di spazzole bianche in feltro; evitare l'utilizzo di spazzole nere a residuo carbonioso). L'operazione di lavaggio deve essere il più possibile omogenea.
5. Effettuare abbondante risciacquo, possibilmente con acqua calda. Il risciacquo deve essere effettuato più volte fino alla completa rimozione di tutto il residuo.

## INSTRUCTIONS FOR INITIAL CLEANING AFTER INSTALLATION

Quick, thorough initial cleaning is of fundamental importance and is necessary on all types of ceramic tile to allow easy subsequent daily cleaning.

In the event of the failure to carry out this procedure properly, smears may be left which make it impossible to keep the floor clean in spite of thorough routine cleaning.

The floor must be washed thoroughly to remove cement and grout residues.

For cement-based grouts, clean within no more than 48 hours.

For grouts containing latex or epoxy resins, cleaning must be carried out very quickly, since the components are very difficult to remove once set.

The recommended products for this type of cleaning are acid-based (see table of examples).

To clean, proceed as follows:

- Apply the acid product (Fila DETERDEK® ) diluted in a 10-20% solution to the surface.
- Wait 7/10 minutes.
- Clean with a vigorous scrubbing action, with suitable equipment by hand, or appropriate floor cleaning appliances (floor cleaners fitted with white felt brushes are recommended; do not use black brushes which leave a carbon residue). Take care to clean the whole floor as evenly as possible.
- Neutralise the acid solution by washing with plenty of water, hot if possible. Keep rinsing until all acid residue has been removed.

To aid in the initial acid cleaning operation, use of a special vacuum drier is recommended to prevent the water-acid solution from drying; if the solution dries to form a coating over the surface, the cleaning procedure will have failed.

For structured products, with noticeable relief patterns or anti-slip surfaces, acid washing must be carried out as soon as possible after installation. Before washing with acid, excess grout should be removed with a sponge and water during the installation procedure itself.

The effect of the washing operation should be tested on a spare tile before proceeding, especially in the case of honed or polished products.

## PROTECTING THE FLOOR DURING THE REMAINDER OF THE CONSTRUCTION WORK

After laying and cleaning, it is essential to take special care to protect the floor to prevent damage during finishing works on the site. The entire surface should be covered with cardboard of suitably thickness.

## ROUTINE CLEANING INSTRUCTIONS

products are easy to care for, confirming our commitment to the environment. However, cleaning procedures and frequency will always depend on the context in which the tiles are used.

For effective care, we recommend the following:

1. Do not leave dirt on the floor for too long
2. Wash the floor regularly with neutral or degreasing detergents diluted in hot water, following the instructions on the pack (Fila FILA CLEANER® )
3. Rinse with clean water.

## EXTRAORDINARY CLEANING INSTRUCTIONS

Extraordinary cleaning procedures are needed if the floor becomes stained or dirty with specific substances due to accidents. In this case, professional, alkaline detergents, specifically developed for the type of dirt to be removed (see table of examples), are required. For effective extraordinary cleaning, we recommend the following:

1. Wash with water to remove superficial dirt
2. Apply the alkaline product (Fila PS87 ) diluted in a solution of about 3% to the surface. The detergent concentration can be gradually increased to deal with difficult cases where coatings have to be removed, or unusually tough stains.
3. Wait 7/10 minutes. For stubborn stains, the abrasive effect can be increased by using a dry powder soap, sprinkling it over the detergent at the end of the waiting time.
4. Clean with a vigorous scrubbing action. Use suitable equipment by hand, or appropriate floor cleaning appliances (floor cleaners fitted with white felt brushes are recommended; do not use black brushes which leave a carbon residue). Take care to clean the whole floor as evenly as possible.
5. Rinse with plenty of water, hot if possible. Keep rinsing until all residue has been removed.

## INSTRUCTIONS POUR LE PREMIER NETTOYAGE APRÈS LA POSE

Il est très important que le nettoyage initial soit effectué avec le plus grand soin et tout de suite après la pose, sur tous les types de carrelage céramique, afin de garantir un nettoyage quotidien facile. Si le nettoyage n'est pas bien fait, des auréoles pourraient se former et empêcher que le carrelage soit propre malgré un bon entretien quotidien. Laver soigneusement le carrelage pour enlever tous les résidus de ciment et de produit de jointoiement. Pour les ciments-joints, attendre moins de 48 heures avant de nettoyer, pour les adjuvants avec latex ou les joints époxy, effectuer le nettoyage très rapidement car si les composants durissent leur enlèvement devient extrêmement difficile.

Les produits indiqués pour ce type de nettoyage doivent être de nature acide (voir tableau avec exemples).

Pour le nettoyage, procéder comme suit:

- Étaler sur la surface le produit acide (DETERDEK® Fila) dilué dans une solution variable de 10 à 20%.
- Attendre 7/10 minutes
- Effectuer le nettoyage en exerçant une action mécanique ferme; utiliser des instruments de nettoyage manuel ou des nettoyeurs appropriés (il est conseillé d'utiliser des nettoyeurs équipés de brosses blanches en feutre; éviter les brosses noires à résidu carboné). L'opération de lavage doit être le plus possible homogène.
- Neutraliser la solution acide avec un rinçage abondant, si possible à l'eau chaude. Le rinçage doit être fait plusieurs fois jusqu'à ce qu'il n'y ait plus du tout de résidu acide.

Pour faciliter le nettoyage acide initial, utiliser un dispositif approprié d'aspiration des liquides afin d'éviter le séchage de la solution eau-acide; la patine séchée de la solution rendrait inutile l'opération de nettoyage. Pour des produits structurés, avec des reliefs prononcés ou des finitions anti-dérapantes, le lavage acide doit être effectué le plus tôt possible après la pose.

Avant le lavage acide, pendant la pose, enlever les surplus de produit de jointoiement avec une éponge et de l'eau. Il est conseillé de faire un essai avant le lavage sur un carreau non posé surtout dans le cas de produits rodés ou polis.

## PROTECTION DU CARRELAGE JUSQU'À LA FIN DES TRAVAUX

Après la pose et le nettoyage, faire très attention à la protection du carrelage pour éviter de l'endommager pendant les travaux de finition du chantier. Il est conseillé de couvrir toute la surface avec des cartons d'une épaisseur appropriée.

## INSTRUCTIONS POUR LE NETTOYAGE COURANT

Les produits sont d'un entretien facile ce qui confirme notre engagement pour la protection de l'environnement. Les modalités et la fréquence de nettoyage doivent être adaptées à la destination d'usage.

Pour un entretien efficace, il est conseillé:

1. De ne pas laisser le carrelage sale trop longtemps
2. De laver régulièrement le sol en utilisant des détergents neutres ou des produits de dégraissage dilués dans de l'eau chaude en suivant les indications des conditionnements (FILA CLEANER® Fila)
3. De rincer à l'eau propre

## INSTRUCTIONS POUR LE NETTOYAGE EXTRAORDINAIRE

L'entretien extraordinaire s'avère nécessaire si des actions accidentelles causent des taches et/ou de la saleté due à des substances particulières. Dans ces cas, intervenir avec des détergents professionnels à base alcaline, spécifiques pour le type de saleté à nettoyer (voir tableau avec exemples). Pour un entretien extraordinaire efficace, il est conseillé:

1. De laver avec de l'eau pour enlever la saleté superficielle
2. D'étendre le produit alcalin sur la surface (PS87 Fila) dilué en solution moyenne de 3%. Si la patine ou les agents tachants particuliers sont difficiles à nettoyer, augmenter progressivement la concentration du détergent.
3. Attendre 7/10 minutes. Pour des agents tachants difficiles à enlever, augmenter l'effet abrasif en utilisant un savon sec en poudre à répandre sur le détergent à la fin de la période d'attente.
4. Effectuer le nettoyage en exerçant une action mécanique ferme. Utiliser des instruments de nettoyage manuel ou des nettoyeurs appropriés (il est conseillé d'utiliser des nettoyeurs équipés de brosses blanches en feutre; éviter les brosses noires à résidu carboné). L'opération de lavage doit être le plus possible homogène.
5. Rincer abondamment si possible avec de l'eau chaude. Le rinçage doit être fait plusieurs fois jusqu'à ce qu'il n'y ait plus du tout de résidu.



I COLORI E GLI EFFETTI RIPORTATI SUL PRESENTE CATALOGO SONO INDICATIVI PER I LIMITI CONSENTITI DALLA STAMPA;  
PER QUESTO NON POSSONO ESSERE VINCOLANTI E COSTITUIRE BASE PER EVENTUALI CONTESTAZIONI.

THE COLOURS AND THE EFFECTS ON THIS CATALOGUE ARE INDICATIVE DUE TO LIMITS OF THE PRINT;  
FOR THIS REASON, THEY CANNOT BE BINDING AND BE THE BASE FOR POSSIBLE CLAIMS.

**CRZ64**  
CERAMICA SENSIBILE ITALIANA







**CRZ64**  
STABILIZZAZIONE TERRE

Sede Comm. le (Uffici) e magazzino:  
Via Don Gian Battista Bini 3 - Fraz. Sant'Antonino  
42013 CASALGRANDE (RE) - Italia  
Tel. +39 0536 99 41 72 - Fax +39 0536 98 20 93  
[info@crz64.com](mailto:info@crz64.com) - [www.crz64.com](http://www.crz64.com)

A brand of  
GRUPPO  
**idroexpert**  
ESPANSE E TUBI GELICONTI  
[www.idroexpert.com](http://www.idroexpert.com)